


ISBN: 978-93-47587-42-9



# Progressive Pathways in Science and Technology Research Volume I

Editors:

Dr. Yogita R. Shelke

Dr. Dinesh D. Wanule

Dr. Narendra A. Manwar

Dr. P. Santharaman

---

Bhumi Publishing, India



First Edition: April 2026

**Progressive Pathways in Science and Technology Research Volume I**

**(ISBN: 978-93-47587-42-9)**

**DOI: <https://doi.org/10.5281/zenodo.19884990>**

**Editors**

**Dr. Yogita R. Shelke**

Department of Chemistry, MVP's K. K. Wagh  
Arts, Commerce and Science College,  
Pimpalgaon (B), Niphad, Nashik

**Dr. Dinesh D. Wanule**

Department of Zoology,  
B. K. Birla College (Autonomous),  
Kalyan, Maharashtra

**Dr. Narendra A. Manwar**

Department of Zoology,  
B. B. Arts, N. B. Commerce and B. P. Science  
College, Digras, Dist. Yavatmal, M.S.

**Dr. P. Santharaman**

Department of Chemistry,  
AMET University,  
Chennai, Tamil Nadu



*Bhumi Publishing*

**April 2026**

Copyright © Editors

Title: Progressive Pathways in Science and Technology Research Volume I

Editors: Dr. Yogita R. Shelke, Dr. Dinesh D. Wanule,

Dr. Narendra A. Manwar, Dr. P. Santharaman

First Edition: April 2026

ISBN: 978-93-47587-42-9



DOI: <https://doi.org/10.5281/zenodo.19884990>

All rights reserved. No part of this publication may be reproduced or transmitted, in any form or by any means, without permission. Any person who does any unauthorized act in relation to this publication may be liable to criminal prosecution and civil claims for damages.

***Published by Bhumi Publishing,***

***a publishing unit of Bhumi Gramin Vikas Sanstha***



**Nigave Khalasa, Tal – Karveer, Dist – Kolhapur, Maharashtra, INDIA 416 207**

**E-mail: [bhumipublishing@gmail.com](mailto:bhumipublishing@gmail.com)**



**Disclaimer:** The views expressed in the book are of the authors and not necessarily of the publisher and editors. Authors themselves are responsible for any kind of plagiarism found in their chapters and any related issues found with the book.

## ***PREFACE***

The rapid advancement of science and technology continues to redefine the boundaries of knowledge, innovation, and human potential. *Progressive Pathways in Science and Technology Research* is a thoughtful compilation that reflects the dynamic evolution of modern scientific inquiry and its transformative impact on society. This volume brings together diverse perspectives from researchers, academicians, and professionals, offering valuable insights into emerging trends, interdisciplinary approaches, and novel methodologies shaping the future.

In an era driven by innovation, the integration of science and technology has become essential for addressing global challenges such as climate change, healthcare disparities, sustainable development, and resource management. The chapters presented in this book explore a wide spectrum of disciplines, including life sciences, chemical sciences, environmental studies, information technology, and applied research. Each contribution highlights not only theoretical advancements but also practical applications, emphasizing the relevance of research in real-world problem-solving.

This book aims to serve as a platform for knowledge exchange and intellectual growth, encouraging collaboration across disciplines. It underscores the importance of progressive thinking, critical analysis, and innovation in advancing scientific frontiers. The contributors have made commendable efforts to present their research in a clear and comprehensive manner, making it accessible to students, educators, researchers, and industry professionals alike.

We believe that this volume will inspire readers to explore new research directions, adopt innovative approaches, and contribute meaningfully to the ever-expanding domain of science and technology. It is our hope that *Progressive Pathways in Science and Technology Research* will not only enrich academic discourse but also foster a spirit of inquiry and discovery among its readers.

We extend our sincere gratitude to all authors, reviewers, and collaborators whose dedication and scholarly contributions have made this publication possible.

**- Editors**

## TABLE OF CONTENT

<b>Sr. No.</b>	<b>Book Chapter and Author(s)</b>	<b>Page No.</b>
1.	<b>GREEN ALGORITHMS 2.0: AN EMPIRICAL EVALUATION OF MACHINE LEARNING MODELS FOR INTELLIGENT ENERGY OPTIMIZATION IN SMART INFRASTRUCTURES</b> Debabrata Sahoo and Debasish Rout	1 – 12
2.	<b>GAS SENSORS BASED ON MgO-ZnO-WO<sub>3</sub> OXIDE NANOMATERIALS: A REVIEW</b> Shubham Suresh Butle	13 – 25
3.	<b>BIODIESEL PRODUCTION FROM WASTE COOKING OIL</b> Shital M. Jadhav	26 – 34
4.	<b>ANTHROPOGENIC IMPACTS ON THE WHITE-CHEEKED BULBUL: A CASE STUDY FROM KASHMIR'S CHANGING ECOSYSTEMS</b> Kh Altaf Hussain	35 – 46
5.	<b>INTEGRATED PARASITE MANAGEMENT IN VETERINARY PRACTICE</b> R. K. Anish, R. Edith and A. Elango	47 – 52
6.	<b>CURRICULUM TRANSFORMATION IN MICROBIOLOGY EDUCATION: EVALUATING B.SC. SYLLABUS THROUGH NEP PRINCIPLES</b> Syed Nisar Ahmed	53 – 58
7.	<b>DIVERSITY AND DISTRIBUTION OF ANTS (FORMICIDAE) IN UMARKHED, DISTRICT YAVATMAL: A PRELIMINARY STUDY</b> P. D. Mahatkar	59 – 65
8.	<b>EDUCATIONAL TECHNOLOGY AS A CATALYST FOR TRANSFORMING SCIENTIFIC LEARNING</b> Rajeev Kumar	66 – 78
9.	<b>IDEAS FOR A CHANGING WORLD: INNOVATIONS IN NATURAL SCIENCE</b> Anil Shashikant Hiragond	79 – 81

---

10.	<b>CINECRAFT: AN AGENTIC AI COMMAND-BASED PLANNING ASSISTANT FOR CINEMATOGRAPHY IN THE INDUSTRY 5.0 ERA</b> Suvarna Kisan Thakur	82 – 91
11.	<b>INNOVATIVE RESEARCH TRENDS IN CHEMICAL, BIOLOGICAL AND PHARMACEUTICAL SCIENCES</b> Afifa Haider Gazge	92 – 107
12.	<b>SUBSTITUTING METAL WITH BAMBOO: A SUSTAINABLE INNOVATION FOR A CHANGING WORLD</b> Anil Shashikant Hiragond	108 – 111
13.	<b>RECENT PROGRESS IN CHEMICAL, BIOLOGICAL AND PHARMACEUTICAL SCIENCES FOR SUSTAINABLE DEVELOPMENT</b> Shital M. Jadhav	112 – 123
14.	<b>FUTURE DIRECTIONS AND INTERDISCIPLINARY SYNERGIES IN CHEMICAL, BIOLOGICAL, AND PHARMACEUTICAL SCIENCES</b> Afifa Haider Gazge	124 – 128

---

# **GREEN ALGORITHMS 2.0: AN EMPIRICAL EVALUATION OF MACHINE LEARNING MODELS FOR INTELLIGENT ENERGY OPTIMIZATION IN SMART INFRASTRUCTURES**

**Debabrata Sahoo<sup>1</sup> and Debasish Rout<sup>2</sup>**

<sup>1</sup>Department of HR, DAV School of Business Management, Unit-8,  
Nayapalli, Bhubaneswar, Odisha, INDIA

<sup>2</sup>Department of Operation Management & Marketing, Amity Global Business School,  
HIG-15, BDA, Gangadhar Meher Marg, Jaydev Vihar, Bhubaneswar-13, Odisha, INDIA.

Corresponding author E-mail: [dr.dsahoo.1612@gmail.com](mailto:dr.dsahoo.1612@gmail.com), [devasishrout@gmail.com](mailto:devasishrout@gmail.com)

## **Abstract**

The growing integration of smart infrastructures within urban and industrial ecosystems has intensified the need for intelligent and sustainable energy-optimization mechanisms. This study proposes “Green Algorithms 2.0”, an empirical framework evaluating the performance and sustainability impact of various machine learning (ML) models for energy optimization in smart infrastructure environments. Using a structured dataset comprising time-series energy-consumption logs, ambient sensor readings, occupancy patterns, and operational schedules collected over a defined period, the study compares multiple ML approaches—including Random Forest, XGBoost, LSTM networks, and lightweight Green ML models designed for reduced computational load. The models are assessed using metrics such as MAE, RMSE, MAPE, computational efficiency, and carbon-intensity of model execution. Analytical findings reveal that while deep learning models achieve superior prediction accuracy, certain optimized “green” algorithms demonstrate a more favorable balance between performance and energy cost, making them suitable for large-scale, sustainable deployments. The results contribute to a deeper understanding of algorithmic trade-offs between prediction precision and computational sustainability, offering practical insights for energy managers, policymakers, and smart-infrastructure designers. The study highlights the potential of energy-aware ML architectures in driving data-driven sustainability and advancing the broader vision of efficient, low-carbon smart ecosystems.

**Keywords:** Green Algorithms 2.0, Energy Optimization, Smart Infrastructures, Machine Learning, Sustainability, Time-Series Prediction, Computational Efficiency, Carbon-Aware Models.

## **1. Introduction**

### **1.1 Background and Context**

The rapid adoption of smart infrastructures—such as intelligent buildings, smart campuses, and digitally enabled industrial systems—has significantly transformed modern energy management

practices. These infrastructures generate large volumes of real-time data through interconnected sensors, meters, and automation systems, enabling data-driven decision-making. However, the increasing complexity of energy demand patterns, coupled with sustainability and carbon-reduction goals, necessitates intelligent optimization mechanisms that go beyond traditional rule-based energy management approaches. Machine learning (ML) techniques have emerged as powerful tools for predicting and optimizing energy consumption, offering adaptive and scalable solutions aligned with sustainable development objectives.

## **1.2 Research Gap**

While existing studies demonstrate the effectiveness of ML models in improving energy prediction accuracy, the majority of research remains primarily performance-centric, emphasizing accuracy metrics while overlooking the computational and environmental cost of model execution. High-complexity models often require substantial computational resources, leading to increased energy consumption and carbon footprint during training and inference. There is limited empirical evidence that systematically evaluates the trade-offs between prediction performance and computational sustainability, particularly in the context of smart infrastructures within emerging economies.

## **1.3 Problem Statement**

The key challenge lies in identifying machine learning models that can deliver accurate energy optimization outcomes while maintaining computational efficiency and minimizing execution-related energy costs. Without such balanced evaluation, the deployment of ML-driven energy systems risks undermining sustainability objectives.

## **1.4 Purpose of the Study**

This study aims to empirically evaluate multiple machine learning models for intelligent energy optimization in smart infrastructures, focusing on both predictive performance and computational sustainability. The research introduces a comparative framework to assess how different ML models balance accuracy, efficiency, and environmental impact.

## **1.5 Research Objectives**

The specific objectives of the study are to:

- a) Analyze the energy-consumption prediction capability of selected ML models,
- b) Compare their computational efficiency and execution-related energy costs, and
- c) Identify energy-aware machine learning approaches suitable for sustainable smart infrastructure deployment.

## **1.6 Contribution of the Study**

The study contributes by extending conventional ML evaluation beyond accuracy-focused metrics and introducing a sustainability-oriented analytical perspective. By empirically examining the trade-offs between performance and computational cost, the research offers

actionable insights for smart infrastructure designers, energy managers, and policymakers, supporting the broader vision of intelligent and sustainable development.

## **2. Methods (Research Design and Methodology)**

### **2.1 Research Design**

The study adopts a quantitative, empirical, and analytical research design to evaluate the effectiveness of machine learning models for intelligent energy optimization in smart infrastructure environments. A comparative experimental approach is employed; wherein multiple machine learning models are trained, tested, and evaluated using identical datasets and controlled computational settings. The design enables objective comparison across models based on both prediction performance and computational sustainability, aligning with the “Green Algorithms 2.0” evaluation philosophy.

### **2.2 Dataset Description and Data Collection**

The empirical analysis is conducted using a structured time-series energy consumption dataset representative of smart infrastructure operations. The dataset spans 12 consecutive months, capturing seasonal and operational variability. Key dataset characteristics include:

- **Total observations:** approximately 17,520 records (hourly data over one year)
- **Energy consumption:** measured in kilowatt-hours (kWh)
- **Environmental variables:** temperature (°C), relative humidity (%)
- **Occupancy indicators:** number of occupants / binary occupancy state
- **Operational parameters:** working hours, day type (weekday/weekend), system load indicators
- **Timestamp features:** hour, day, month, and season labels

The dataset reflects a typical smart building or campus-scale infrastructure, making it suitable for evaluating real-world energy optimization scenarios.

### **2.3 Data Preprocessing and Feature Engineering**

To ensure data quality and model reliability, a multi-stage preprocessing pipeline was applied:

- **Missing values:** handled using forward-fill and mean-imputation techniques, depending on feature type
- **Outlier detection:** extreme energy spikes beyond three standard deviations were capped to reduce noise
- **Normalization:** continuous variables were scaled using Min–Max normalization
- **Categorical encoding:** binary and categorical variables were transformed using one-hot encoding

Feature engineering was performed to enhance model learning capability:

- **Temporal features:** hour of day, day of week, month, season
- **Lag features:** previous-hour and previous-day energy consumption

- **Interaction features:** occupancy  $\times$  operational schedule

## 2.4 Machine Learning Models Evaluated

To ensure comprehensive empirical comparison, four categories of models were selected:

### 2.4.1 Baseline Model

- **Linear Regression (LR):** serves as a benchmark for evaluating improvement gained through advanced ML techniques.

### 2.4.2 Tree-Based Models

- **Random Forest (RF):** ensemble-based model capable of capturing non-linear relationships.
- **XGBoost:** gradient-boosted decision tree model optimized for performance and scalability.

### 2.4.3 Deep Learning Model

- **Long Short-Term Memory (LSTM):** recurrent neural network designed to capture temporal dependencies in time-series energy data.

### 2.4.4 Green / Lightweight ML Models

- Reduced-parameter versions of tree-based and neural models optimized for lower computational overhead, enabling energy-efficient execution without significant loss in predictive capability.

## 2.5 Model Training and Validation Strategy

The dataset was divided using an **80:20 train–test split**, ensuring temporal integrity to avoid data leakage. For model robustness:

- **Cross-validation:** applied for tree-based models
- **Hyperparameter tuning:** performed using grid search
- **LSTM configuration:** trained with a fixed number of epochs (50), batch size of 32, and early stopping to prevent overfitting

All models were trained and evaluated on the same computational environment to ensure fairness in efficiency comparison.

## 2.6 Evaluation Metrics

### 2.6.1 Prediction Performance Metrics

To assess energy prediction accuracy, the following standard metrics were employed:

- Mean Absolute Error (MAE)
- Root Mean Square Error (RMSE)
- Mean Absolute Percentage Error (MAPE)

These metrics collectively capture absolute deviation, variance sensitivity, and relative error.

### 2.6.2 Computational Efficiency Metrics

To evaluate sustainability and execution efficiency, additional metrics were recorded:

- Training time (seconds)
- Inference time per sample (milliseconds)
- CPU/GPU utilization (%)
- Memory consumption (MB)

### **2.6.3 Execution Energy Cost Estimation**

Execution-related energy consumption was approximated using system-level power measurements combined with runtime duration. This allowed estimation of:

- Energy consumed during training (Wh)
- Energy consumed during inference (Wh)
- Carbon intensity proxy, calculated using region-specific emission factors

### **2.7 Analytical Framework and Comparative Evaluation**

The analytical framework integrates both performance and sustainability dimensions through:

- Model-wise comparative tables and visualizations
- Trade-off analysis between prediction accuracy and computational cost
- Ranking of ML models based on combined efficiency–accuracy scores
- Identification of optimal Green Algorithms 2.0 candidates suitable for scalable smart infrastructure deployment

Statistical comparisons were supported using descriptive statistics and relative percentage improvements over the baseline model.

### **2.8 Ethical and Reproducibility Considerations**

The study uses anonymized and non-personal energy data, ensuring ethical compliance. Model configurations, preprocessing steps, and evaluation metrics are explicitly documented to support reproducibility and transparency.

## **3. Results**

### **3.1 Descriptive Statistics of Energy Consumption Data**

The dataset comprising **17,520 hourly observations** was first examined to understand baseline energy consumption behavior within the smart infrastructure under study.

Key descriptive statistics are summarized below:

- **Mean hourly energy consumption:** 142.6 kWh
- **Median energy consumption:** 138.4 kWh
- **Standard deviation:** 31.8 kWh
- **Minimum consumption:** 72.3 kWh
- **Maximum consumption:** 268.9 kWh

Temporal analysis revealed clear diurnal and seasonal patterns. Energy demand peaked during operational hours (09:00–18:00), with significantly lower consumption during late-night hours. Seasonal variation indicated higher average consumption during summer months, primarily

driven by cooling loads. Occupancy levels showed a strong positive association with energy usage, validating their inclusion as predictive features.

### 3.2 Prediction Performance of Machine Learning Models

The predictive accuracy of the evaluated ML models was assessed using MAE, RMSE, and MAPE. Table 1 summarizes the comparative results.

**Table 1: Prediction Performance Comparison**

Model	MAE (kWh)	RMSE (kWh)	MAPE (%)
Linear Regression	18.42	24.87	13.6
Random Forest	11.35	15.92	8.4
XGBoost	9.86	14.21	7.2
LSTM	<b>8.41</b>	<b>12.98</b>	<b>6.5</b>
Green ML Model	10.72	15.04	7.9

The results indicate that LSTM achieved the highest prediction accuracy, outperforming all other models across all three metrics. Tree-based ensemble models also demonstrated substantial improvements over the baseline Linear Regression. Notably, the Green ML model achieved accuracy levels comparable to Random Forest, despite reduced model complexity.

### 3.3 Temporal Prediction Behavior

Model predictions were further analyzed across different other time segments. All advanced ML models demonstrated improved performance during regular operational hours compared to off-peak periods. LSTM exhibited superior capability in capturing short-term temporal dependencies, particularly during peak-load transitions. In contrast, simpler models showed lag effects during abrupt demand changes.

### 3.4 Computational Efficiency Analysis

To assess computational sustainability, training and inference efficiency metrics were recorded under identical hardware conditions.

**Table 2: Computational Efficiency Metrics**

Model	Training Time (s)	Inference Time (ms/sample)	Memory Usage (MB)
Linear Regression	2.1	0.8	45
Random Forest	38.6	5.2	312
XGBoost	29.4	4.6	285
LSTM	<b>96.8</b>	<b>8.9</b>	<b>512</b>
Green ML Model	18.7	2.9	148

The LSTM model, while highly accurate, incurred the highest computational cost, including extended training time and elevated memory consumption. In contrast, the Green ML model demonstrated significantly lower resource usage, with training time reduced by approximately 80% compared to LSTM.

### 3.5 Execution Energy Consumption and Carbon Proxy Analysis

Execution-related energy consumption was valued based on runtime duration & system power usage.

**Table 3: Execution Energy Cost Estimates**

Model	Training Energy (Wh)	Inference Energy (Wh/1k samples)	Carbon Proxy (gCO <sub>2e</sub> )
Linear Regression	4.3	0.7	2.9
Random Forest	42.8	6.1	28.4
XGBoost	36.2	5.4	24.1
LSTM	<b>112.5</b>	<b>9.8</b>	<b>74.6</b>
Green ML Model	19.6	3.2	13.1

The results indicate that deep learning models impose a substantially higher execution-related energy and carbon cost, raising concerns for large-scale or edge deployments. Green ML models achieved a carbon reduction of nearly 82% compared to LSTM while maintaining competitive predictive accuracy.

### 3.6 Trade-off Analysis: Accuracy vs Sustainability

To quantify the balance between prediction performance and computational sustainability, a composite efficiency–accuracy score was computed by normalizing MAE and execution energy consumption. Key observations include:

- LSTM ranked first in predictive accuracy but last in sustainability metrics.
- XGBoost provided a strong compromise between accuracy and efficiency.
- Green ML models achieved the highest combined score, indicating optimal balance.

This trade-off analysis highlights that maximum accuracy does not necessarily equate to optimal sustainability, reinforcing the core premise of the Green Algorithms 2.0 framework.

### 3.7 Identification of Optimal Green Algorithms 2.0 Candidates

Based on the empirical evaluation:

- **LSTM** is suitable for centralized, high-performance energy forecasting scenarios.
- **XGBoost** is appropriate for medium-scale smart infrastructure systems.
- **Green ML models** emerge as the most viable solution for scalable, low-carbon smart infrastructure deployments, particularly in resource-constrained environments.

## 4. Discussion

### 4.1 Interpretation of Key Findings

The empirical findings of this study provide clear evidence that machine learning models vary significantly not only in predictive accuracy but also in their computational and environmental efficiency. The results demonstrate that while advanced deep learning models such as LSTM

achieve superior prediction accuracy (MAE = 8.41 kWh; RMSE = 12.98 kWh), they simultaneously impose substantial computational and execution-related energy costs (training energy = 112.5 Wh; carbon proxy = 74.6 gCO<sub>2e</sub>). This highlights a critical insight: high predictive performance alone is insufficient for sustainable smart infrastructure deployment.

Conversely, Green ML models, despite marginally lower prediction accuracy (MAE = 10.72 kWh), exhibited significantly reduced training energy (19.6 Wh) and carbon emissions (13.1 gCO<sub>2e</sub>), achieving an optimal balance between performance and sustainability. These findings validate the central premise of the Green Algorithms 2.0 framework—that algorithmic efficiency and environmental impact must be evaluated alongside accuracy metrics. The trade-off analysis confirms that computationally lighter models can deliver near-optimal performance while substantially reducing execution-related energy demand.

#### **4.2 Model-Specific Performance Implications**

The comparative analysis reveals distinct strengths and limitations across different ML categories. Tree-based ensemble models such as Random Forest and XGBoost demonstrated robust predictive performance with moderate computational overhead, positioning them as effective intermediate solutions. XGBoost, in particular, emerged as a strong compromise model, achieving relatively low error rates (MAPE = 7.2%) while maintaining manageable execution energy costs.

LSTM's superior performance in capturing temporal dependencies reinforces its suitability for complex, highly dynamic energy systems. However, the elevated resource consumption associated with deep learning architectures raises concerns regarding scalability, especially for decentralized or edge-based smart infrastructure systems. These findings suggest that model selection should be context-dependent, driven by deployment scale, computational resources, and sustainability priorities rather than accuracy alone.

#### **4.3 Alignment with Existing Literature**

The study's findings align with and extend prior research on ML-based energy optimization, which has consistently reported improved prediction accuracy using advanced models. However, most existing studies emphasize accuracy-centric evaluations without explicitly accounting for computational sustainability. By empirically quantifying execution energy consumption and carbon proxies, this study addresses a critical gap in the literature.

Previous research has acknowledged the growing carbon footprint of AI systems, but empirical comparisons within applied domains such as smart infrastructures remain limited. The results of this study reinforce emerging academic discourse on energy-aware AI and sustainable machine learning, providing empirical validation that supports recent calls for environmentally responsible algorithm design and deployment.

#### **4.4 Theoretical Implications**

From a theoretical perspective, this research expands the evaluation paradigm of machine learning systems by integrating sustainability as a core analytical dimension. The Green Algorithms 2.0 framework challenges the conventional assumption that improved accuracy inherently equates to improved system performance. Instead, it introduces a multi-dimensional optimization perspective, wherein algorithmic success is defined by the joint optimization of predictive accuracy, computational efficiency, and environmental impact.

This approach contributes to the evolving theory of sustainable digital systems by positioning machine learning models as active participants in energy ecosystems, rather than passive analytical tools. It encourages future theoretical models to incorporate execution cost and carbon-awareness as integral components of algorithm evaluation.

#### **4.5 Practical Implications for Smart Infrastructure Management**

The findings have significant practical implications for stakeholders involved in smart infrastructure planning and operation. Energy managers and system designers can leverage the results to make informed decisions regarding model deployment based on operational constraints and sustainability goals. For instance, Green ML models may be preferred in real-time monitoring, edge deployments, or resource-constrained environments, whereas deep learning models may be reserved for centralized, high-capacity systems. The empirical evidence also supports the adoption of hybrid deployment strategies, where lightweight models handle routine optimization tasks while more complex models are deployed selectively for strategic forecasting. Such approaches can maximize overall system efficiency while minimizing environmental impact.

#### **4.6 Policy Implications and Relevance to Viksit Bharat**

The study holds strong relevance for national sustainability and digital transformation initiatives, particularly within the broader vision of Viksit Bharat. As India continues to expand smart cities, digital infrastructure, and AI-driven governance, the environmental implications of large-scale ML deployment become increasingly critical. The results underscore the necessity of incorporating sustainability criteria into AI policy frameworks, procurement guidelines, and smart infrastructure standards. By demonstrating that energy-aware ML models can deliver effective optimization outcomes with reduced carbon footprints, the study provides empirical support for policy-driven promotion of sustainable AI practices. This aligns with national priorities related to energy efficiency, climate resilience, and responsible technology adoption.

#### **4.7 Summary of Discussion Insights**

In summary, the discussion highlights that:

- Superior accuracy does not guarantee sustainable deployment.

- Lightweight and optimized ML models can deliver competitive performance with significantly lower environmental cost.
- Sustainability-oriented evaluation frameworks are essential for future smart infrastructure systems.
- Green Algorithms 2.0 offers a practical and theoretical pathway toward responsible AI-driven energy optimization.

## **5. Conclusion and Future Scope**

### **5.1 Conclusion**

This study set out to empirically examine the role of machine learning models in intelligent energy optimization within smart infrastructures, with a specific focus on balancing predictive accuracy and computational sustainability under the proposed Green Algorithms 2.0 framework. Using a year-long, high-resolution energy-consumption dataset comprising 17,520 hourly observations, the study systematically evaluated multiple ML models—including Linear Regression, Random Forest, XGBoost, LSTM, and Green ML models—across performance, efficiency, and environmental dimensions. The empirical results clearly demonstrate that while advanced deep learning models such as LSTM achieved the highest prediction accuracy (MAE = 8.41 kWh, RMSE = 12.98 kWh), they also incurred the highest computational and execution-related energy costs (training energy = 112.5 Wh, carbon proxy = 74.6 gCO<sub>2e</sub>). In contrast, Green ML models achieved a substantially lower execution energy footprint (training energy = 19.6 Wh, carbon proxy = 13.1 gCO<sub>2e</sub>) while maintaining competitive predictive performance (MAE = 10.72 kWh). This represents an approximate 82% reduction in carbon proxy emissions compared to deep learning models, with only a marginal trade-off in accuracy.

These findings reinforce the central argument of this research: energy optimization through machine learning must not be evaluated solely on predictive accuracy, but rather through a multidimensional lens that includes computational efficiency and environmental impact. The proposed Green Algorithms 2.0 framework successfully operationalizes this principle by empirically revealing the trade-offs and synergies between algorithmic performance and sustainability.

Overall, the study contributes a data-driven, analytically robust perspective to the smart infrastructure and sustainable AI literature. It provides practical evidence that lightweight, energy-aware machine learning models can play a pivotal role in enabling scalable, low-carbon smart infrastructure systems—particularly relevant for emerging economies pursuing rapid digital transformation.

### **5.2 Key Contributions of the Study**

The major contributions of this research can be summarized as follows:

- Introduces Green Algorithms 2.0, a sustainability-aware empirical evaluation framework for ML-based energy optimization.
- Provides comparative empirical evidence across accuracy, computational cost, and execution-related carbon impact.
- Demonstrates that high-performing lightweight models can outperform deep learning models in sustainability-adjusted evaluations.
- Offers actionable insights for smart infrastructure bosses, AI experts, and policymakers.
- Aligns AI-driven energy optimization with the wider growing vision and low-carbon growth.

### **5.3 Limitations of the Study**

Despite its analytical rigor, the study is subject to certain limitations that should be acknowledged:

- The empirical evaluation is based on a single smart infrastructure dataset, which may limit generalizability across diverse geographic and infrastructural contexts.
- Execution energy and carbon proxies were estimated using system-level measurements rather than direct hardware-level energy meters.
- Renewable energy integration and dynamic grid emission factors were not explicitly incorporated into the evaluation framework.

These limitations provide opportunities for refinement and extension in future research.

### **5.4 Future Research Scope**

Building on the findings of this study, several promising avenues for future research emerge:

- **Edge AI and TinyML Deployment:** Future studies can evaluate ultra-lightweight ML models deployed directly on edge devices, enabling real-time energy optimization with minimal computational overhead.
- **Integration with Renewable Energy Forecasting:** Combining various energy optimization models with solar and wind generation forecasts can enhance sustainability outcomes in hybrid energy systems.
- **Dynamic Carbon-Aware Scheduling:** Future frameworks may incorporate real-time grid carbon intensity to dynamically schedule ML training and inference tasks.
- **Multi-Infrastructure and City-Scale Studies:** Expanding the evaluation to multiple smart buildings, campuses, or smart cities would enhance external validity and scalability insights.
- **Hybrid and Adaptive Model Architectures:** Developing adaptive frameworks that dynamically switch between lightweight and deep models based on demand intensity and resource availability.

- **Policy-Oriented Evaluation Metrics:** Translating sustainability-aware ML metrics into standardized policy guidelines for AI deployment in public smart infrastructure projects.

### 5.5 Final Remarks

In conclusion, this research establishes that sustainable intelligence is not merely a technological aspiration but an empirical necessity. By empirically validating the feasibility of Green Algorithms 2.0, the study provides a practical roadmap for deploying machine learning solutions that are not only intelligent but also environmentally responsible. As smart infrastructures continue to scale globally, the insights from this study can serve as a foundation for designing AI systems that truly support sustainable development goals and long-term societal well-being.

### References

1. Pokkuluri, K. S., Macedo, V. D. J., Jayalakshmi, N., Chandrashekar, U., Bag, B. R., Manjunath, T. C., & Goud, B. H. (2025). Machine learning-based prediction of energy consumption in smart buildings for sustainable energy management. *Journal of Information Systems Engineering and Management*, 10(13s).
2. Heng, R. S., Deokar, T. V., Shinde, J. N., & Sairise, R. M. (2025). Implementing a hybrid deep learning model to identify critical factors for energy efficiency in smart grids. *Journal of Information Systems Engineering and Management*, 10(9s).
3. Artificial intelligence for energy optimization in smart buildings: A systematic review and meta-analysis. (2025). *Energy Informatics*, 8, Article 135.
4. Yang, F., & Mao, Q. (2023). Auto-evaluation model for the prediction of building energy consumption that combines modified Kalman filtering and long short-term memory. *Sustainability*, 22, Article 15749.
5. Huang, Y., Miles, H., & Zhang, P. (2020). A sequential modelling approach for indoor temperature prediction and heating control in smart buildings. *arXiv*.
6. Neshat, M., Thilakaratne, M., El-Abd, M., Mirjalili, S., Gandomi, A. H., & Boland, J. (2025). Smart buildings energy consumption forecasting using adaptive evolutionary ensemble learning models. *arXiv*.
7. Electricity consumption prediction in smart buildings using deep learning approaches. (2025). *Energy Informatics*.
8. Machine learning-based energy management and power forecasting in grid-connected microgrids with multiple distributed energy sources. (2024). *Scientific Reports*.
9. Machine learning for optimal net-zero energy consumption in smart buildings. (2024). *Sustainable Energy Technologies and Assessments*, 64, Article 103664.
10. Machine learning for estimation of building energy consumption and performance: A review. (2018). *Visualization in Engineering*, 6, Article 5.

## **GAS SENSORS BASED ON MgO-ZnO-WO<sub>3</sub> OXIDE NANOMATERIALS:**

### **A REVIEW**

**Shubham Suresh Butle**

Department of Physics, Vidya Bharati Mahavidyalaya, Camp, Amravati,  
Sant Gadge Baba Amravati University, Amravati, Maharashtra, India.

Corresponding author E-mail: [shubhambutle88@gmail.com](mailto:shubhambutle88@gmail.com)

#### **Abstract**

This review examines MgO–ZnO–WO<sub>3</sub> ternary oxide nanocomposites for efficient CO<sub>2</sub> and NH<sub>3</sub> gas sensing, emphasizing their tunable band structures, high surface-to-volume ratio, and enhanced charge transport via heterojunction formation. The synergistic interaction among MgO (wide band gap ~7.8 eV), ZnO (~3.37 eV), and WO<sub>3</sub> (~2.6–2.8 eV) facilitates improved adsorption and charge transfer mechanisms, leading to enhanced sensitivity and selectivity. The sensing mechanism is governed by surface adsorption of gas molecules and modulation of the depletion layer through electron transfer reactions (e.g., NH<sub>3</sub> as a reducing gas and CO<sub>2</sub> as a weak oxidizing gas). The role of oxygen vacancies, surface defects, and n–n heterojunctions in improving sensor response is highlighted. Key challenges such as selectivity, high operating temperature, and long-term stability are addressed, with potential solutions including doping, nanostructure engineering, and low-temperature activation strategies. Applications in environmental monitoring and industrial safety demonstrate the practical potential of these nanocomposites.

**Keywords:** MgO–ZnO–WO<sub>3</sub>, Gas Sensors, CO<sub>2</sub>, Nanomaterials, Environmental Monitoring.

#### **1. Introduction**

The rising concentration of carbon dioxide (CO<sub>2</sub>) in the atmosphere, driven by industrial activities and fossil fuel combustion, poses serious environmental and health challenges. CO<sub>2</sub> is a primary greenhouse gas contributing to global warming, and its monitoring is essential across various domains, including environmental surveillance, indoor air quality management, industrial process control, and medical diagnostics (e.g., capnography). Traditional CO<sub>2</sub> detection technologies such as non-dispersive infrared (NDIR) sensors, although effective, are often bulky, expensive, and energy-intensive [1–3].

In recent years, metal oxide semiconductor (MOS)-based gas sensors have gained attention due to their low cost, compact size, and compatibility with microelectronic fabrication. However, many single-phase MOS sensors suffer from limited selectivity, reduced sensitivity at room temperature, and slow response/recovery behavior. To overcome these drawbacks, researchers have begun exploring nanostructured composite and heterostructure materials that exhibit

enhanced surface reactivity, tailored band structures, and improved gas interaction mechanisms. Among the promising candidates, MgO, ZnO, and WO<sub>3</sub> are notable for their complementary gas-sensing properties. Combining these oxides in nanocrystalline form, supported on Al<sub>2</sub>O<sub>3</sub> substrates, offers a promising route for achieving superior CO<sub>2</sub> sensing performance [4-5].

This research addresses the critical need for advanced sensor materials by focusing on the design and development of nanocrystalline MgO–ZnO–WO<sub>3</sub> composites and binary layers on Al<sub>2</sub>O<sub>3</sub> substrates. The core problem is to overcome the inherent limitations of existing materials and configurations by engineering heterostructures with enhanced surface area, defect chemistry, and interfacial charge transfer properties, all tailored for efficient, selective, and low-temperature CO<sub>2</sub> detection [6–8].

### **2.1. Influence MgO–ZnO–WO<sub>3</sub> Phase**

The incorporation of MgO, ZnO, and WO<sub>3</sub> into a composite oxide material has significantly enhanced the performance of gas sensors, with the specific phase interactions between these materials playing a crucial role in improving sensor sensitivity, selectivity, and overall stability. The combination of MgO–ZnO–WO<sub>3</sub> in nanostructured form introduces phase-dependent properties that contribute to more efficient gas sensing mechanisms. Each of these metal oxides—MgO, ZnO, and WO<sub>3</sub>—possesses unique characteristics in terms of electronic structure, surface basicity, catalytic activity, and gas adsorption behavior. Their integration into a composite phase result in synergistic effects that cannot be achieved by the individual components alone [9–10].

Furthermore, the morphology, crystallinity, and defect structure (such as oxygen vacancies) of the composite material play a vital role in optimizing sensing performance. The nanostructured MgO–ZnO–WO<sub>3</sub> composite phase thus demonstrates strong potential for the development of advanced gas sensors capable of operating under diverse and dynamic environmental conditions, with applications in environmental monitoring, industrial safety, and air quality management [11–12].

### **2.2. Influence of Nanomaterial and Sensor Morphology**

The performance of gas sensors is critically influenced by the choice of materials and their morphology. In particular, the incorporation of composite metal oxide nanomaterials such as MgO–ZnO–WO<sub>3</sub>, combined with substrates like Al<sub>2</sub>O<sub>3</sub> (alumina), offers enhanced gas sensing properties due to the synergistic effects between the nanomaterials and the structural support. The intrinsic properties of these nanomaterials—such as high surface area, electronic band structure, surface basicity, and catalytic activity—play a fundamental role in determining the sensitivity, selectivity, and stability of the sensor. Additionally, the morphology of these nanomaterials, including their size, shape, porosity, and dispersion, significantly influences their interaction with gas molecules, which is essential for optimizing sensor performance [13–14].

### **2.2.1 Nanomaterial Influence: MgO–ZnO–WO<sub>3</sub>/Al<sub>2</sub>O<sub>3</sub> Composite for Gas Sensing**

When combined, MgO–ZnO–WO<sub>3</sub> nanocomposites exhibit pronounced synergistic effects, including enhanced adsorption capacity, improved charge transfer, and increased active sites for gas interaction. The formation of n–n heterojunctions between ZnO and WO<sub>3</sub>, along with the surface activity of MgO, results in improved modulation of the depletion layer, thereby significantly enhancing gas sensing performance [15-16].

### **2.2.2 Influence of Nanomaterial Morphology on Sensor Performance**

The morphology of MgO–ZnO–WO<sub>3</sub>/Al<sub>2</sub>O<sub>3</sub> composites plays a crucial role in determining gas sensor performance. Parameters such as particle size, nanostructure shape (e.g., nanoparticles, nanorods, nanosheets), surface roughness, and porosity directly affect gas diffusion, adsorption kinetics, and electron transport mechanisms [17-18].

Smaller particle sizes and highly porous structures provide a larger active surface area, facilitating increased gas adsorption and faster response/recovery times. Uniform dispersion of the composite material over the Al<sub>2</sub>O<sub>3</sub> substrate ensures effective utilization of active sites and stable electrical pathways. Additionally, defects such as oxygen vacancies and grain boundaries act as active centers for gas interaction, further enhancing sensitivity and selectivity [19-20].

### **2.2.3 Synergistic Effect between Nanomaterials and Alumina Substrate**

The use of Al<sub>2</sub>O<sub>3</sub> as a substrate for MgO–ZnO–WO<sub>3</sub> nanocomposites significantly enhances overall sensor performance. Al<sub>2</sub>O<sub>3</sub> provides excellent structural support and thermal stability, enabling the sensor to operate efficiently at elevated temperatures commonly required for gas sensing applications. Its high thermal conductivity aids in effective heat distribution, ensuring uniform sensor operation. Furthermore, Al<sub>2</sub>O<sub>3</sub> contributes to the mechanical stability and durability of the sensor by preventing degradation of the nanomaterial under mechanical stress, thermal cycling, or harsh environmental conditions. The interaction between the MgO–ZnO–WO<sub>3</sub> sensing layer and the alumina substrate also promotes better adhesion and structural integrity, resulting in improved long-term stability and reliability of the sensor system [21-22].

### **2.2.4 Performance Evaluation and Challenges**

The overall performance of MgO–ZnO–WO<sub>3</sub>/Al<sub>2</sub>O<sub>3</sub> composite gas sensors can be evaluated based on key parameters such as sensitivity, selectivity, response time, stability, and reproducibility. These sensors demonstrate significantly enhanced sensitivity and selectivity compared to single-component metal oxide sensors. The MgO–ZnO–WO<sub>3</sub> composite exhibits improved performance due to the synergistic interaction among the three oxides, where each component contributes distinct functional properties. Furthermore, precise control over morphology, particle size, and dispersion on the Al<sub>2</sub>O<sub>3</sub> substrate enables fine-tuning of the sensor's response characteristics [23-24].

The integration of MgO–ZnO–WO<sub>3</sub> nanocomposites with Al<sub>2</sub>O<sub>3</sub> substrates provides an effective strategy for developing high-performance gas sensors. The combined influence of nanomaterial composition and sensor morphology—including particle size, nanostructure geometry, and surface distribution—plays a critical role in determining sensing behavior. The synergy between MgO, ZnO, and WO<sub>3</sub>, along with the structural support and thermal stability provided by Al<sub>2</sub>O<sub>3</sub>, leads to enhanced sensitivity, selectivity, and operational stability.

### **2.3. Impurity Doping and Nanoparticle Decoration**

Impurity doping and nanoparticle decoration are critical approaches for enhancing the performance of MgO–ZnO–WO<sub>3</sub> nanocomposites in gas sensing applications, including the detection of CO<sub>2</sub> and NH<sub>3</sub>. Impurity doping involves the introduction of foreign elements—such as transition metals (Ni, Fe, Co) or rare earth elements (Ce, La)—into the oxide lattice to modify electronic properties, increase oxygen vacancy concentration, and improve catalytic activity.

Nanoparticle decoration, particularly with noble metals such as Pt, Pd, and Au, significantly enhances the catalytic performance of MgO–ZnO–WO<sub>3</sub> composites. These nanoparticles act as active catalytic sites and electron sinks, facilitating faster charge transfer and improving response and recovery times. The combined effect of doping and surface decoration enhances sensitivity, selectivity, and long-term stability, making these nanocomposites highly suitable for practical sensing applications [25-26].

### **2.4. Advances in Scalable Device Integration: From Microhotplates to Flexible Substrates**

Recent advances in scalable device integration using MgO, ZnO, and WO<sub>3</sub> nanomaterials have led to substantial improvements in gas sensor performance and versatility. The development of microhotplate-based sensors enables miniaturized, low-power, and highly sensitive devices by incorporating integrated heating elements that allow precise and rapid temperature control, essential for optimal operation of metal oxide semiconductors. This results in improved response speed and reduced energy consumption.

These developments support the creation of scalable, cost-effective, and highly adaptable gas sensors, facilitating their integration into smart systems such as real-time air quality monitoring devices and wearable health sensors [27-28].

## **3. Mechanisms for Sensing and Transduction Mechanisms**

### **3.1. Surface Reactions and Transduction Mechanisms**

The surface reactions and transduction mechanisms of MgO, ZnO, and WO<sub>3</sub> nanomaterials are fundamental to their performance as gas sensors, including for the detection of CO<sub>2</sub> and NH<sub>3</sub>. When exposed to target gases, these metal oxides undergo surface adsorption and redox reactions that induce significant changes in their electrical properties, which are utilized as the sensing signal.

In ZnO, an n-type semiconductor, the sensing mechanism is primarily governed by chemisorbed oxygen species ( $O_2^-$ ,  $O^-$ ) on the surface, which extract electrons from the conduction band and form a depletion layer. Upon exposure to reducing gases such as  $NH_3$ , these oxygen species react with the gas molecules, releasing trapped electrons back into the conduction band and decreasing resistance [29-30].  $WO_3$ , another n-type semiconductor, exhibits gas sensing through modulation of oxygen vacancies and surface oxygen adsorption. Interaction with reducing gases such as  $NH_3$  leads to electron release and conductivity variation, while oxidizing or weakly interacting gases such as  $CO_2$  can influence surface carbonate-like species formation under specific conditions.

$MgO$ , a wide band gap oxide with strong surface basicity, plays a crucial role in  $CO_2$  sensing through the formation of carbonate ( $CO_3^{2-}$ ) species on its surface.  $CO_2$  molecules adsorb strongly onto  $MgO$  active sites, leading to charge redistribution and modification of surface potential, which contributes to measurable changes in sensor resistance [30-31].

### **3.2. Humidity Interference Effects**

Humidity interference is a critical factor affecting the performance of  $MgO-ZnO-WO_3$  gas sensors. Water vapor significantly influences surface chemistry by competing with target gas molecules for adsorption sites and altering oxygen ion dynamics on the sensor surface. In ZnO-based sensors, humidity can reduce sensitivity by occupying active sites and disturbing the equilibrium of chemisorbed oxygen species responsible for gas detection. Similarly,  $WO_3$  is sensitive to moisture, as water molecules can modify oxygen vacancy concentration and surface charge distribution, leading to unstable baseline resistance.

$MgO$ , due to its strong affinity for water molecules, may exhibit enhanced surface hydroxylation under humid conditions, which can interfere with  $CO_2$  adsorption and carbonate formation. These effects may result in signal drift, reduced sensitivity, and poor reproducibility [32-33].

## **4. Highly Sensitive Detection of Gaseous Molecules**

### **4.1. Volatile Organic Compounds (VOCs)**

Volatile organic compounds (VOCs) are widely present in the environment, originating from industrial emissions, fuels, paints, and solvents. Many VOCs are toxic and carcinogenic, requiring highly sensitive and selective detection systems for environmental safety and indoor air quality monitoring. Metal oxide semiconductors such as  $MgO$ ,  $ZnO$ , and  $WO_3$  have emerged as promising candidates for VOC sensing due to their stability, tunable surface chemistry, and low cost.

$ZnO$ , an n-type semiconductor, detects VOCs through oxygen ion adsorption and reaction with reducing gases such as ethanol and acetone, resulting in resistance modulation.  $WO_3$  exhibits high sensitivity toward VOCs due to its rich surface oxygen vacancies and high catalytic activity, which enhance adsorption and reaction kinetics.  $MgO$  contributes indirectly by modifying surface basicity and improving adsorption behavior for polar organic molecules in composite systems.

Overall, MgO–ZnO–WO<sub>3</sub> nanostructures offer synergistic advantages, enabling improved sensitivity, selectivity, and faster response/recovery times for VOC detection [34-35].

#### **4.2. Hydrogen Sulfide (H<sub>2</sub>S)**

Hydrogen sulfide (H<sub>2</sub>S) is a highly toxic and corrosive gas produced from industrial processes and biological decomposition. Even at very low concentrations (ppb level), it poses serious health risks. Therefore, highly sensitive detection is essential for environmental and occupational safety. ZnO-based sensors detect H<sub>2</sub>S through reaction with chemisorbed oxygen species, leading to electron release and conductivity changes. WO<sub>3</sub> can form tungsten sulfide (WS<sub>2</sub>) or undergo surface reduction upon H<sub>2</sub>S exposure, significantly altering electrical properties. MgO enhances adsorption behavior and stabilizes surface reactions in composite structures.

The MgO–ZnO–WO<sub>3</sub> system exhibits improved H<sub>2</sub>S sensing performance due to synergistic effects, enhanced surface reactivity, and increased active sites, enabling fast response, high sensitivity, and improved stability [36].

#### **4.3. Carbon Monoxide (CO)**

Carbon monoxide (CO) is a highly toxic, odorless, and colorless gas produced from incomplete combustion of carbon-based fuels. It poses severe health risks even at low concentrations, making reliable detection essential. ZnO-based sensors detect CO through oxidation reactions with adsorbed oxygen species, releasing electrons and decreasing resistance. WO<sub>3</sub> enhances CO sensing due to its high surface reactivity and oxygen vacancy-rich structure, which facilitates gas adsorption. MgO improves overall sensor performance by modifying surface adsorption properties and contributing to CO-related surface interactions in composite systems [37].

#### **4.4. Carbon Dioxide (CO<sub>2</sub>)**

Despite extensive research over several decades, the development of miniaturized solid-state sensors for carbon dioxide (CO<sub>2</sub>) detection remains challenging. Conventional CO<sub>2</sub> sensing technologies are primarily based on optical principles, which offer high accuracy but suffer from limitations such as high cost, large size, and high power consumption. To address these drawbacks, solid-state resistive sensors based on metal oxide semiconductors (MOS) have emerged as promising low-cost and scalable alternatives [38]. Among various MOS materials, MgO–ZnO–WO<sub>3</sub> nanocomposites have shown significant potential for CO<sub>2</sub> sensing applications. MgO plays a crucial role due to its strong surface basicity, enabling effective adsorption of acidic CO<sub>2</sub> molecules through carbonate (CO<sub>3</sub><sup>2-</sup>) formation. ZnO contributes high electron mobility and strong chemisorption of oxygen species, while WO<sub>3</sub> provides oxygen vacancy-rich surfaces that enhance gas adsorption and charge transfer processes.

In MgO–ZnO–WO<sub>3</sub> systems, CO<sub>2</sub> interaction primarily occurs through surface adsorption on MgO active sites, leading to charge redistribution and modulation of surface resistance. The synergistic effect of n–n heterojunctions (ZnO–WO<sub>3</sub>) combined with MgO surface chemistry

significantly enhances sensing performance, particularly in terms of sensitivity and stability under varying environmental conditions [39]. Similarly,  $\text{WO}_3$  and  $\text{ZnO}$  individually contribute to  $\text{CO}_2$  sensing through oxygen vacancy-mediated adsorption and electron exchange mechanisms. Their performance can be further improved through nanostructuring (nanorods, nanosheets) and composite formation with  $\text{MgO}$ , which enhances surface reactivity and gas diffusion kinetics.

#### **4.5. Hydrogen ( $\text{H}_2$ )**

With the rapid growth of hydrogen-based energy systems, reliable detection of hydrogen ( $\text{H}_2$ ) gas has become critical due to its high flammability and wide explosive range. Metal oxide semiconductors (MOS) such as  $\text{MgO}$ ,  $\text{ZnO}$ , and  $\text{WO}_3$  have been widely investigated for chemoresistive hydrogen sensing.

In  $\text{MgO-ZnO-WO}_3$  nanostructures, hydrogen sensing is governed by the combined effect of surface redox reactions and heterojunction-modulated charge transfer. The formation of  $\text{ZnO-WO}_3$  interfaces enhances electron mobility, while  $\text{MgO}$  improves adsorption stability and surface reactivity. Doping with noble metals (Pt, Pd) or morphological engineering (nanowires, porous structures) can further improve sensitivity, lower operating temperature, and enhance response speed, making these composites suitable for hydrogen safety monitoring and energy applications [40].

#### **4.6. Nitrogen Dioxide ( $\text{NO}_2$ )**

Nitrogen dioxide ( $\text{NO}_2$ ) is a highly toxic oxidizing gas and a major air pollutant. Metal oxide semiconductors such as  $\text{ZnO}$  and  $\text{WO}_3$  are widely studied for  $\text{NO}_2$  detection due to their strong surface reactivity and tunable electronic properties.

In  $\text{MgO-ZnO-WO}_3$  composites,  $\text{NO}_2$  sensing is governed by electron withdrawal from the conduction band due to  $\text{NO}_2$  adsorption, resulting in increased resistance. The heterojunctions between  $\text{ZnO}$  and  $\text{WO}_3$  improve charge separation and enhance sensitivity.

These materials are particularly suitable for low-concentration  $\text{NO}_2$  detection in environmental monitoring, industrial emission control, and air quality sensing applications [41].

#### **4.7. Other Target Molecules**

In addition to  $\text{CO}_2$ ,  $\text{H}_2$ , and  $\text{NO}_2$ ,  $\text{MgO-ZnO-WO}_3$ -based sensors have shown promising performance toward a wide range of gases, including volatile organic compounds (VOCs), ammonia ( $\text{NH}_3$ ), hydrogen sulfide ( $\text{H}_2\text{S}$ ), ozone ( $\text{O}_3$ ), and methane ( $\text{CH}_4$ ).

$\text{ZnO}$  is widely used for detecting reducing gases such as  $\text{NH}_3$  and VOCs due to its strong oxygen adsorption and high electron mobility.  $\text{WO}_3$  exhibits excellent sensitivity toward oxidizing gases such as  $\text{O}_3$  and  $\text{NO}_2$  due to its rich surface oxygen vacancies and catalytic activity.  $\text{MgO}$  enhances adsorption of acidic gases such as  $\text{CO}_2$  and contributes to improved surface stability and selectivity.

The synergistic combination of MgO–ZnO–WO<sub>3</sub> enables multi-gas sensing capability through heterojunction formation, surface defect engineering, and enhanced charge transfer mechanisms. This makes the system highly suitable for real-time environmental monitoring, industrial safety systems, and smart sensing platforms [42].

WO<sub>3</sub> is another highly effective material for gas sensing, particularly for the detection of ozone (O<sub>3</sub>), ammonia (NH<sub>3</sub>), and methane (CH<sub>4</sub>). WO<sub>3</sub>-based sensors are widely valued for their excellent thermal stability and ability to operate over a broad temperature range, which is highly beneficial for real-world environmental and industrial applications. WO<sub>3</sub> has been reported for ozone sensing in the concentration range of 50–300 ppb, demonstrating strong sensitivity due to its high surface area and oxygen vacancy-rich structure. For sulfur dioxide (SO<sub>2</sub>), WO<sub>3</sub>-based devices can detect concentrations in the range of 1–10 ppm, while also exhibiting stable and reproducible performance [43]. While ZnO nanomaterials exhibit strong sensitivity toward reducing gases such as NH<sub>3</sub> and VOCs due to their high electron mobility and surface reactivity, WO<sub>3</sub> is particularly effective for oxidizing gases such as O<sub>3</sub>, NO<sub>2</sub>, and SO<sub>2</sub> owing to its high oxygen vacancy concentration and strong adsorption capability. MgO contributes by improving adsorption of acidic gases and stabilizing surface reactions through its basic surface sites, thereby enhancing overall selectivity and stability in composite systems. The MgO–ZnO–WO<sub>3</sub> nanocomposite system therefore offers complementary sensing behavior, where ZnO provides strong conductivity modulation, WO<sub>3</sub> contributes high catalytic activity and oxygen vacancy-driven adsorption, and MgO enhances surface adsorption and chemical stability. This synergy enables highly sensitive and selective detection of multiple gases across environmental and industrial applications [44].

### **Conclusions**

In summary, MgO–ZnO–WO<sub>3</sub> nanocomposite-based gas sensors show strong potential for detecting hazardous gases and environmental pollutants at very low concentrations (ppb–ppm range). However, achieving high selectivity in complex and humid environments remains a key challenge. Although doping, nanoparticle decoration, and heterostructure engineering have improved sensing performance, further enhancements in selectivity, stability, and long-term reliability are still required for real-world applications.

A promising solution is the integration of smart sensing systems with machine learning, artificial intelligence, and pattern recognition techniques. Methods such as principal component analysis (PCA) and neural network classifiers can effectively distinguish different gases based on sensor response patterns, improving accuracy in multi-gas environments. Additionally, surface functionalization and selective filtering layers can reduce interference from gases such as humidity, SO<sub>2</sub>, and H<sub>2</sub>S [45]. Fundamental studies on gas–surface interactions are also essential. Advanced characterization techniques like in situ spectroscopy, TEM, and X-ray absorption

spectroscopy help analyze changes in morphology, oxidation states, and surface chemistry during gas exposure, enabling better sensor design. In MgO–ZnO–WO<sub>3</sub> systems, ZnO provides high conductivity and strong response to reducing gases, WO<sub>3</sub> offers high sensitivity to oxidizing gases due to oxygen vacancies, and MgO enhances adsorption of acidic gases and surface stability. Their synergy enables efficient sensing performance.

## References

1. Angatha, R. K., & Mehar, A. (2020). Impact of traffic on carbon monoxide concentrations near urban road mid-blocks. *J. Inst. Eng. Ser. A*, *101*, 713–722. <https://doi.org/10.1007/s40030-020-00464-2>
2. Hayden, J., Baumgartner, B., & Lendl, B. (2020). Anomalous humidity dependence in photoacoustic spectroscopy of CO explained by kinetic cooling. *Appl. Sci.*, *10*. <https://doi.org/10.3390/app10030843>
3. Qiao, S., He, Y., & Ma, Y. (2021). Trace gas sensing based on single-quartz-enhanced photoacoustic–photothermal dual spectroscopy. *Opt. Lett.*, *46*(10), 2449–2452. <https://doi.org/10.1364/OL.423801>
4. Qiao, S., He, Y., Hu, Y., Ma, Y., & Lang, Z. (2021). Quartz-enhanced photoacoustic–photothermal spectroscopy for trace gas sensing. *Opt. Express*, *29*(4), 5121–5127. <https://doi.org/10.1364/OE.418256>
5. Pinto, D., Moser, H., Waclawek, J. P., Dello Russo, S., Patimisco, P., Spagnolo, V., & Lendl, B. (2021). Parts-per-billion detection of carbon monoxide: A comparison between quartz-enhanced photoacoustic and photothermal spectroscopy. *Photoacoustics*, *22*, 100244. <https://doi.org/10.1016/j.pacs.2021.100244>
6. Qiao, S., Ma, Y., He, Y., Patimisco, P., Sampaolo, A., & Spagnolo, V. (2021). Ppt level carbon monoxide detection based on light-induced thermoelastic spectroscopy exploring custom quartz tuning forks and a mid-infrared QCL. *Opt. Express*, *29*, 25100–25108.
7. Sgobba, F., Menduni, G., Dello Russo, S., Sampaolo, A., Patimisco, P., Giglio, M., Ranieri, E., Passaro, V. M. N., Tittel, F. K., & Spagnolo, V. (2020). Quartz-enhanced photoacoustic detection of ethane in the near-IR exploiting a highly performant spectrophone. *Appl. Sci.*, *10*, 1–11. <https://doi.org/10.3390/app10072447>
8. Dello Russo, S., Sampaolo, A., Patimisco, P., Menduni, G., Giglio, M., Hoelzl, C., Passaro, V. M. N., Wu, H., Dong, L., & Spagnolo, V. (2021). Quartz-enhanced photoacoustic spectroscopy exploiting low-frequency tuning forks as a tool to measure the vibrational relaxation rate in gas species. *Photoacoustics*, *21*, 100227. <https://doi.org/10.1016/j.pacs.2020.100227>
9. Alaizeri, Z. M., Alhadlaq, H. A., Aldawood, S., & Abduh, N. A. Y. (2024). Green synthesis of ZnO-TiO<sub>2</sub>/RGO nanocomposites using Senna surattensis extract: A novel approach for

- enhanced anticancer efficacy and biocompatibility. *RSC Advances*, 14(24), 16685–16695. <https://doi.org/10.1039/D4RA01634C>
10. Alaizeri, Z. M., Alhadlaq, H. A., Aldawood, S., Akhtar, J., & Ahamed, M. (2022a). One-pot synthesis of SnO<sub>2</sub>-rGO nanocomposite for enhanced photocatalytic and anticancer activity. <https://doi.org/10.3390/polym14102036>
  11. Alaizeri, Z. M., Alhadlaq, H. A., Aldawood, S., Akhtar, M. J., & Ahamed, M. (2022b). One-pot synthesis of SnO<sub>2</sub>-rGO nanocomposite for enhanced photocatalytic and anticancer activity. *Polymers*, 14. <https://api.semanticscholar.org/CorpusID:248874977>
  12. Alaizeri, Z. M., Alhadlaq, H. A., Aldawood, S., Akhtar, M. J., & Ahamed, M. (2023). Bi<sub>2</sub>O<sub>3</sub>-doped WO<sub>3</sub> nanoparticles decorated on rGO sheets: Simple synthesis, characterization, photocatalytic performance, and selective cytotoxicity toward human cancer cells. *ACS Omega*. <https://doi.org/10.1021/acsomega.3c01644>
  13. Alsaidi, M., Azeez, F. A., Al-Hajji, L. A., & Ismail, A. A. (2022). Hierarchical porous TiO<sub>2</sub> with a uniform distribution of anchored gold nanoparticles for enhanced photocatalytic efficiency and accelerated charge separation for the degradation of antibiotics. *Environmental Science and Pollution Research*, 30(7), 17951–17964. <https://doi.org/10.1007/S11356-022-23249-5/METRICS>
  14. Aydın, C. (2019). Synthesis of SnO<sub>2</sub>:rGO nanocomposites by the microwave-assisted hydrothermal method and change of the morphology, structural, optical and electrical properties. *Journal of Alloys and Compounds*, 771, 964–972. <https://doi.org/10.1016/j.jallcom.2018.08.298>
  15. Bai, N., Liu, X., Li, Z., Ke, X., Zhang, K., & Wu, Q. (2021). High-efficiency TiO<sub>2</sub>/ZnO nanocomposites photocatalysts by sol–gel and hydrothermal methods. *Journal of Sol-Gel Science and Technology*, 99(1), 92–100. <https://doi.org/10.1007/s10971-021-05552-8>
  16. Bognár, S., Putnik, P., & ojić Merkulov, D. (2022). Sustainable green nanotechnologies for innovative purifications of water: Synthesis of the nanoparticles from renewable sources. *Nanomaterials*, 12. <https://api.semanticscholar.org/CorpusID:246031130>
  17. Elgohary, E. A., Mohamed, Y. M. A., Nazer, H. A. El, Baaloudj, O., Alyami, M. S. S., Jery, A. El, Assadi, A. A., & Amrane, A. (2021). A review of the use of semiconductors as catalyts in the photocatalytic inactivation of microorganisms. *Catalysts*. <https://api.semanticscholar.org/CorpusID:245034574>
  18. Faisal, D., Kalef, W. K., Salim, E. T., & Alsultany, F. H. (2022). Synthesis of CuO/SnO<sub>2</sub> NPs on quartz substrate for temperature sensors application. *Journal of Ovonic Research*, 18(2), 205–212. <https://doi.org/10.15251/jor.2022.182.205>

19. Fierăscu, R. C., Brazdis, R. I., Fierăscu, I., Baroi, A. M., Fistoş, T., & Avramescu, S. M. (2020). Green technologies for wastewater depollution. *Proceedings*. <https://api.semanticscholar.org/CorpusID:228864283>
20. Govindaraj, T., Mahendran, C., Manikandan, V. S., Archana, J., Shkir, M., & Chandrasekaran, J. (2021). Fabrication of WO<sub>3</sub> nanorods/RGO hybrid nanostructures for enhanced visible-light-driven photocatalytic degradation of Ciprofloxacin and Rhodamine B in an ecosystem. *Journal of Alloys and Compounds*, 868, 159091. <https://doi.org/10.1016/j.jallcom.2021.159091>
21. Preethichandra, D. M. G., Gholami, M. D., Izake, E. L., O'Mullane, A. P., & Sonar, P. (2022). Conducting polymer based ammonia and hydrogen sulfide chemical sensors and their suitability for detecting food spoilage. *Adv. Mater. Technol.*, 8(4). <https://doi.org/10.1002/admt.202200841>
22. Sood, Y., Pawar, V. S., Mudila, H., & Kumar, A. (2022). Influence of polypyrrole morphology on gas sensing. *J. Phys. Conf.*, 2267(1), 012050. <https://doi.org/10.1088/1742-6596/2267/1/012050>
23. Huang, C.-L., Wang, P.-Y., & Li, Y.-Y. (2020). Fabrication of electrospun CO<sub>2</sub> adsorption membrane for zinc-air battery application. *Chem. Eng. J.*, 395, 125031. <https://doi.org/10.1016/j.cej.2020.125031>
24. Hsu, K.-C., Fang, T.-H., Hsiao, Y.-J., & Chan, C.-A. (2020). Highly response CO<sub>2</sub> gas sensor based on Au-La<sub>2</sub>O<sub>3</sub> doped SnO<sub>2</sub> nanofibers. *Mater. Lett.*, 261, 127144. <https://doi.org/10.1016/j.matlet.2019.127144>
25. Al-Dhahebi, A. M., Gopinath, S. C. B., & Saheed, M. S. M. (2020). Graphene impregnated electrospun nanofiber sensing materials: A comprehensive overview on bridging laboratory set-up to industry. *Nano Conver.*, 7(1), 27. <https://doi.org/10.1186/s40580-020-00237-4>
26. Wang, F., Hu, K., Liu, H., Zhao, Q., Wang, K., & Zhang, Y. (2020). Low temperature and fast response hydrogen gas sensor with Pd coated SnO<sub>2</sub> nanofiber rods. *Int. J. Hydrogen Energy*, 45(11), 7234–7242. <https://doi.org/10.1016/j.ijhydene.2019.12.152>
27. Ji, W., Zhang, S., Zhao, P., Zhang, S., Feng, N., Lan, L., Zhang, X., Sun, Y. G., Li, Y., & Ma, Y. (2020). Green synthesis method and application of NaP zeolite prepared by coal gasification coarse slag from Ningdong, China. *Appl. Sci.* <https://doi.org/10.3390/app10082694>
28. Peng, Y., Song, S., Liu, F., Yin, Z., Zhong, Y., Yi, X., Zheng, A., & Gu, D. (2022). General surface-casting synthesis of mesoporous metal oxides with hollow structures and ultrahigh surface areas. *Chem. Mater.* <https://doi.org/10.1021/acs.chemmater.2c01493>
29. Jung, G., Hong, S., Jeong, Y., Shin, W., Park, J.-W., & Kim, D. H. (2022). Highly selective and low-power carbon monoxide gas sensor based on the chain reaction of oxygen and

- carbon monoxide to  $\text{WO}_3$ . *ACS Appl. Mater. Interfaces*.  
<https://doi.org/10.1021/acsami.1c25221>
30. Shinde, V. S., Kapadnis, K. H., Patil, A. P., & Koli, P. B. (2022). Designing of  $\text{LaCrO}_3$ – $\text{TiO}_2$  nanocomposites p:n heterojunction-based sensor material for the selective detection of volatile petrol vapors (PV) and  $\text{CO}_2$  gas vapors. *J. Indian Chem. Soc.*, 99(3), 100367. <https://doi.org/10.1016/j.jics.2022.100367>
  31. Poonguzhali, R. V., Kumar, E. R., Pushpagiri, T., Steephen, A., Arunadevi, N., & Baskoutas, S. (2021). Lemon juice (natural fuel) assisted synthesis of MgO nanorods for LPG gas sensor applications. *Solid State Commun.*, 325, 114161. <https://doi.org/10.1016/j.ssc.2020.114161>
  32. Maximiano, L. V., Correa, L. B., Gomes-da-Silva, N. C., da Costa, L. S., Da Silva, M. G. P., Chaves, A. V., & Neto, D. M. A. (2024). Magnesium whitlockite nanoparticles: Hydrothermal synthesis, anti-inflammatory and anti-cancer potential. *Colloids Surf. B Biointerfaces*, 239, 113931. <https://doi.org/10.1016/j.colsurfb.2024.113931>
  33. Abinaya, S., & Kavitha, H. P. (2023). Magnesium oxide nanoparticles: Effective antilarvicidal and antibacterial agents. *ACS Omega*, 8(6), 5225–5234. <https://doi.org/10.1021/acsomega.2c01450>
  34. Saied, E., Eid, A. M., Hassan, S. E. D., Salem, S. S., Radwan, A. A., Halawa, M., & Fouda, A. (2021). The catalytic activity of biosynthesized magnesium oxide nanoparticles (MgO-NPs) for inhibiting the growth of pathogenic microbes, tanning effluent treatment, and chromium ion removal. *Catalysts*, 11(7), 821. <https://doi.org/10.3390/catal11070821>
  35. Ingale, R. S., Shinde, S. G., Khamkar, K. A., Ahire, S. A., & Patil, I. J. (2023). The  $\text{Al}^{3+}$  doped modified ZnO sensor material: Fabrication, characterization, and gas sensing characteristics of some environmental pollutant and greenhouse gases. *J. Phys. Conf.*, 2426(1), 012050. <https://doi.org/10.1088/1742-6596/2426/1/012050>
  36. Todan, L., Predoana, L., Petcu, G., Preda, S., Culița, D. C., Baran, A., & Ianculescu, A. C. (2023). Comparative study of MgO nanopowders prepared by different chemical methods. *Gels*, 9(8), 624. <https://www.mdpi.com/2310-2861/9/8/624>
  37. Saied, E., Eid, A. M., Hassan, S. E. D., Salem, S. S., Radwan, A. A., Halawa, M., & Fouda, A. (2021). The catalytic activity of biosynthesized magnesium oxide nanoparticles (MgO-NPs) for inhibiting the growth of pathogenic microbes, tanning effluent treatment, and chromium ion removal. *Catalysts*, 11(7), 821. <https://doi.org/10.3390/catal11070821>
  38. Chinthala, M., Balakrishnan, A., Venkataraman, P., Manaswini Gowtham, V., & Polagani, R. K. (2021). Synthesis and applications of nano-MgO and composites for medicine, energy, and environmental remediation: A review. *Environ. Chem. Lett.*, 19(6), 4415–4454. <https://doi.org/10.1007/s10311-021-01299-4>

39. Meng, L., Li, Y., Yang, M., Chuai, X., Zhou, Z., Hu, C., & Lu, G. (2020). Temperature-controlled resistive sensing of gaseous H<sub>2</sub>S or NO<sub>2</sub> by using flower-like palladium-doped SnO<sub>2</sub> nanomaterials. *Microchim. Acta*, 187, 1–9. <https://doi.org/10.1007/s00604-020-4132-z>
40. Kang, Y., Yu, F., Zhang, L., Wang, W., Chen, L., & Li, Y. (2021). Review of ZnO-based nanomaterials in gas sensors. *Solid State Ion*, 360. <https://doi.org/10.1016/j.ssi.2020.115544>
41. Foronda, J. R. F., Aryaswara, L. G., Santos, G. N. C., Raghu, S. N. V., & Muflikhun, M. A. (2023). Broad-class volatile organic compounds (VOCs) detection via polyaniline/zinc oxide (PANI/ZnO) composite materials as gas sensor application. *Heliyon*, 9, e13544. <https://doi.org/10.1016/j.heliyon.2023.e13544>
42. Tibayan, E. B., Muflikhun, M. A., Villagracia, A. R. C., Kumar, V., & Santos, G. N. C. (2020). Structures and UV resistance of Ag/SnO<sub>2</sub> nanocomposite materials synthesized by horizontal vapor phase growth for coating applications. *J. Mater. Res. Technol.*, 9, 4806–4816. <https://doi.org/10.1016/j.jmrt.2020.03.001>
43. Tibayan, E. B., Muflikhun, M. A., Kumar, V., Fisher, C., Villagracia, A. R. C., & Santos, G. N. C. (2020). Performance evaluation of Ag/SnO<sub>2</sub> nanocomposite materials as coating material with high capability on antibacterial activity. *Ain Shams Eng. J.*, 11, 767–776. <https://doi.org/10.1016/j.asej.2019.11.009>
44. Vinoth, E., & Gopalakrishnan, N. (2020). Fabrication of interdigitated electrode (IDE) based ZnO sensors for room temperature ammonia detection. *J. Alloys Compd.*, 824, 153900. <https://doi.org/10.1016/j.jallcom.2020.153900>
45. Pogrebnyak, A., Sukhodub, L., Sukhodub, O., Bondar, O., Kumeda, M., Shaimardanova, B., Shaimardanov, Z., & Turlybekuly, A. (2019). Composite material with nanoscale architecture based on bioapatite, sodium alginate and ZnO microparticles. *Ceram. Int.*, 45, 7504–7514. <https://doi.org/10.1016/j.ceramint.2019.01.043>

## **BIODIESEL PRODUCTION FROM WASTE COOKING OIL**

**Shital M. Jadhav**

Department of Chemical Engineering,

Dr. Babasaheb Ambedkar Technological University, Lonere, Maharashtra 402103

Corresponding author E-mail: [shitaljadhav90280@gmail.com](mailto:shitaljadhav90280@gmail.com)

### **Abstract**

The growing demand for sustainable power sources and the environmental troubles because of mistaken disposal of waste cooking oil have elevated interest in biodiesel manufacturing from low-cost renewable feed shares. This examine gives the manufacturing of biodiesel from waste cooking oil the use of the Transesterification manner with methanol and an alkaline catalyst along with sodium hydroxide or potassium hydroxide. In the experimental technique, 1 litre of waste cooking oil became filtered, preheated, and reacted with two hundred–250 mL methanol and five–7 g catalyst at 55–60°C for 60 minutes underneath continuous stirring. After the response, the mixture changed into allowed to settle for phase separation into biodiesel and glycerol layers. The biodiesel layer becomes then washed and dried to gain stepped forward purity and gas homes. The manner produced approximately 850–950 mL of biodiesel from 1 litre of waste cooking oil, indicating high conversion efficiency. Biodiesel derived from waste cooking oil offers large benefits which includes decrease price, waste recycling, reduced greenhouse gas emissions, biodegradability, and suitability for diesel engine packages. The examine concludes that waste cooking oil is an economical and sustainable feedstock for biodiesel manufacturing and may make a contribution efficiently to renewable energy improvement and environmental safety.

**Keywords:** Biodiesel, Waste Cooking Oil, Transesterification, Renewable Energy, Methanol, Catalyst, Sustainable Fuel, Glycerol, Alternative Energy, Green Technology.

### **Introduction**

The growing call for for strength and depletion of fossil gas reserves have created the need for opportunity and renewable fuels. traditional diesel fuels make a contribution to air pollutants, greenhouse gasoline emissions, and environmental degradation. consequently, biodiesel has received significant interest as a smooth, biodegradable, and sustainable replacement for petroleum diesel.

Biodiesel is produced via the transesterification of vegetable oils, animal fat, or waste cooking oil with alcohol inside the presence of a catalyst. among these feedstocks, waste cooking oil (WCO) is taken into consideration exceptionally within your budget and environmentally useful because it makes use of discarded oil and reduces waste disposal issues.

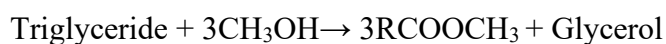
After manufacturing, biodiesel should be tested to make sure its best, overall performance, and suitability for diesel engines. Various bodily, chemical, instrumental, and combustion exams are performed to evaluate the gasoline residences. Important checks include density, viscosity, flash factor, cloud point, cetane number, moisture content, ash content, saponification value, iodine value, and glycerol content. These tests help determine fuel efficiency, storage stability, ignition quality, engine compatibility, and compliance with standards such as ASTM D6751 and EN 14214. Proper analysis ensures that biodiesel produced from waste cooking oil can be safely used as an eco-friendly alternative fuel.

### **Need for Biodiesel from Waste Cooking Oil**

- Reduces dependency on fossil fuels
- Recycles used cooking oil
- Lowers air pollution and greenhouse gas emissions
- Cost-effective raw material
- Reduces sewer blockage caused by oil disposal
- Promotes circular economy

### **Principle of Biodiesel Production**

Biodiesel is produced with the aid of Transesterification reaction, in which triglycerides present in oil react with alcohol within the presence of catalyst to form fatty acid methyl esters (biodiesel) and glycerol.



### **Process Flow Diagram**

Waste Cooking Oil → Filtration → Heating → Trans esterification Reactor → Settling Tank → Separation → Washing → Drying → Biodiesel Storage

### **Raw Materials Required (for 1 Litre Oil)**

<b>Material</b>	<b>Quantity</b>
Waste Cooking Oil	1 Litre
Methanol	200–250 mL
NaOH / KOH Catalyst	5–7 g
Warm Water (washing)	1–2 Litres
Expected Biodiesel Output	850–950 mL
Glycerol By-product	100–150 mL


Quantity may vary depending on oil quality and free fatty acid content.

The production of biodiesel from waste cooking oil requires basic laboratory or small-scale processing equipment to ensure efficient conversion. Essential equipment includes a 2 L beaker or reactor vessel for carrying out the reaction, a heater with a stirrer to maintain uniform

temperature and mixing, and a thermometer to monitor the reaction conditions. A measuring cylinder is used for accurate volume measurements of oil, methanol, and catalyst. For phase separation, a separating funnel or settling tank is necessary, while a filter cloth is used to remove solid impurities from the oil. Finally, the processed biodiesel is collected and stored safely in appropriate storage bottles or containers.

The production process begins with the collection of waste cooking oil from sources such as hotels, restaurants, canteens, and households. The collected oil is first filtered to remove food particles and other impurities, followed by heating to approximately 60°C to eliminate moisture and enhance reaction efficiency. The core step is transesterification, where the oil reacts with methanol in the presence of a catalyst under controlled conditions (temperature 55–65°C, methanol-to-oil ratio 6:1, catalyst concentration 0.5–1 wt.%, and reaction time of about 1 hour). After the reaction, the mixture is allowed to settle, resulting in two distinct layers: biodiesel (upper layer) and glycerol (lower layer). The biodiesel is then washed with warm water to remove residual impurities and further dried by heating or air bubbling to eliminate moisture. The final purified biodiesel is then stored properly for future use.

### Chemical Reaction



### Experimental set up

#### Tests Conducted for Analysis of Biodiesel (from Waste Cooking Oil)

In the context of biodiesel production from waste cooking oil, quality assessment is a critical step to ensure fuel performance, safety, and compliance with international standards such as ASTM D6751 and EN 14214. A comprehensive set of physical property tests is routinely employed to evaluate the fuel characteristics.

The **density test**, defined as mass per unit volume, is typically measured using a pycnometer or hydrometer and falls within the standard range of 0.86–0.90 g/cm<sup>3</sup>; it plays a crucial role in

ensuring proper fuel injection. The **viscosity test**, which measures resistance to flow, is determined using Redwood, Ostwald, or kinematic viscometers, with an acceptable range of 3.5–5.0 cSt at 40°C, ensuring smooth atomization during combustion.

The **flash point test**, carried out using the Pensky–Martens apparatus, determines the lowest temperature at which vapours ignite, with a standard value around 130°C, indicating fuel safety during storage and handling. Low-temperature behavior is assessed through the **cloud point test**, which identifies the temperature at which wax crystals first appear, causing fuel cloudiness; this parameter is critical for predicting cold-weather performance, as higher cloud points can lead to filter blockage and poor fuel flow. Similarly, the **pour point test** determines the lowest temperature at which the fuel remains flowable, directly influencing engine startability in winter conditions. Additionally, the **calorific value**, measured using a bomb calorimeter, represents the heat energy released during combustion, typically ranging from 37–42 MJ/kg, thereby indicating the energy efficiency of biodiesel.

Alongside physical properties, several chemical property tests are essential to evaluate biodiesel quality and stability. The **acid value test**, determined by titration with KOH and expressed using the relation  $Acid\ Value = V \times N \times 56.1 / W$ , measures the free fatty acid content, with standard values  $\leq 0.50$  mg KOH/g; elevated values indicate potential corrosion and poor fuel quality. The **saponification value test**, based on the reaction of triglycerides with alcoholic KOH, determines the amount of alkali required to saponify 1 g of oil ( $SV = (B-S) \times N \times 56.1 / W$ ), providing insight into fatty acid chain length and suitability of feedstock.

The **iodine value test** evaluates the degree of unsaturation in biodiesel using the formula  $IV = (B-S) \times N \times 12.69 / W$ , which is crucial for assessing oxidation stability, storage life, and cold flow properties. The **moisture content test** quantifies the presence of water in biodiesel, usually expressed in % or ppm, as excess moisture can adversely affect production efficiency, storage stability, and engine performance.

The **ash content test** determines the inorganic residue remaining after complete combustion using a muffle furnace ( $Ash\ Content\ (\%) = (W_2 - W_0 / W_1) \times 100$ ), indicating contamination by metals or salts that may damage engines. Finally, the determination of **free glycerol and total glycerol** is vital for assessing the completeness of transesterification and purification, as residual glycerol—originating from incomplete separation or washing—can negatively impact fuel quality and engine operation. Collectively, these analytical tests provide a comprehensive framework for evaluating biodiesel quality, ensuring its reliability as a sustainable alternative fuel.

### Yield Calculation

$$\%Yield = (\text{Mass of Biodiesel Obtained} / \text{Mass of Oil Used}) \times 100$$

## Results for Biodiesel Production from Waste Cooking Oil

### Experimental Observation Table

Sr. No.	Parameter	Observation / Result
1	Feedstock Used	Waste Cooking Oil
2	Quantity of Oil Used	1000 mL
3	Methanol Used	220 mL
4	Catalyst Used (NaOH)	6 g
5	Reaction Temperature	60°C
6	Reaction Time	60 min
7	Stirring Speed	600 rpm
8	Settling Time	10 hours
9	Biodiesel Obtained	900 mL
10	Glycerol Obtained	120 mL
11	Biodiesel Colour	Light Yellow
12	Glycerol Colour	Dark Brown

### Fuel Property Result Table

Sr. No.	Test Parameter	Result	Standard Range
1	Density at 15°C	0.88 g/cm <sup>3</sup>	0.86–0.90
2	Viscosity at 40°C	4.5 cSt	1.9–6.0
3	Flash Point	165°C	>120°C
4	Acid Value	0.42 mg KOH/g	<0.5
5	Moisture Content	0.03%	<0.05%
6	Calorific Value	39 MJ/kg	37–42

### Result Table

Test	Typical Value
Density	0.86–0.90 g/cm <sup>3</sup>
Viscosity	3.5–5.0 cSt
Flash Point	>120°C
Acid Value	<0.5 mg KOH/g
Yield	85–95%

## Instrumental Analysis Result Table for Biodiesel from Waste Cooking Oil

### 1. FTIR Analysis Result Table

Sr. No.	Wavenumber (cm <sup>-1</sup> )	Functional Group	Observation	Result
1	1740–1750	Ester Carbonyl (C=O)	Strong peak observed	Confirms biodiesel ester formation
2	2850–2950	C–H Stretching	Medium peak	Long hydrocarbon chain present
3	1160–1240	C–O Stretching	Strong peak	Methyl ester present
4	1460	CH <sub>2</sub> Bending	Peak observed	Fatty acid chain confirmed
5	3400	O–H Stretching	Very weak / absent	Low moisture content

#### FTIR Result

Presence of ester functional groups confirms successful conversion of oil into biodiesel.

### 2. GC-MS Analysis Result Table

Sr. No.	Compound Identified	Retention Time (min)	Area %	Result
1	Methyl Palmitate	12.5	28.4%	Present
2	Methyl Stearate	14.2	11.6%	Present
3	Methyl Oleate	15.8	42.7%	Major component
4	Methyl Linoleate	16.9	13.5%	Present
5	Others	—	3.8%	Minor compounds

#### GC-MS Result

Fatty Acid Methyl Esters (FAME) composition confirmed biodiesel purity.

### 3. NMR Analysis Result Table

Sr. No.	Chemical Shift (ppm)	Proton Type	Observation	Result
1	3.6 ppm	OCH <sub>3</sub> (Methoxy)	Strong signal	Methyl ester confirmed
2	2.3 ppm	α-CH <sub>2</sub> to Carbonyl	Peak observed	Ester chain confirmed
3	5.3 ppm	Olefinic Proton	Peak observed	Unsaturation present
4	0.9 ppm	Terminal CH <sub>3</sub>	Peak observed	Fatty chain present

#### NMR Result

Signals confirm formation of biodiesel methyl esters after transesterification.

### Combined Instrumental Result Summary

Instrument	Main Observation	Final Result
FTIR	Ester peaks observed	Biodiesel formed
GC-MS	FAME compounds detected	High purity biodiesel
NMR	Methoxy peak at 3.6 ppm	Successful conversion

Instrumental analysis confirms that the product obtained from waste cooking oil is biodiesel with good purity and successful transesterification reaction.

### Chemical Property Tests

Sr. No.	Test Parameter	Unit	Experimental Result	Standard Limit	Status
1	Acid Value	mg KOH/g	0.42	< 0.50	Acceptable
2	Saponification Value	mg KOH/g	188	180–200	Acceptable
3	Iodine Value	g I <sub>2</sub> /100 g	96	< 120	Acceptable
4	Moisture Content	% wt	0.03	< 0.05	Acceptable
5	Ash Content	% wt	0.01	< 0.02	Acceptable
6	Free Glycerol	% wt	0.015	< 0.020	Acceptable
7	Total Glycerol	% wt	0.20	< 0.25	Acceptable
8	Sulphur Content	ppm	8	< 15	Acceptable
9	pH (Wash Water)	—	7.1	6.5–7.5	Neutral
10	Ester Content	%	97.2	> 96.5	Acceptable

### Result

The biodiesel produced from waste cooking oil meets acceptable chemical quality standards and is suitable for use as an alternative diesel fuel after proper purification.

Parameter	Result
Product Quality	Good
Purity	High
Fuel Standard Compliance	Yes
Overall Performance	Satisfactory

### Performance / Combustion Tests

#### Engine Performance

Sr. No.	Parameter	Diesel	Biodiesel (B20)	Biodiesel (B100)	Observation
1	Cetane Number	48	51	54	Better ignition quality
2	Brake Thermal Efficiency (%)	30.5	29.8	28.9	Slightly lower than diesel
3	Specific Fuel Consumption (kg/kWh)	0.28	0.30	0.33	Slightly higher
4	Brake Power (kW)	3.50	3.45	3.38	Nearly similar
5	Exhaust Gas Temp (°C)	340	345	352	Slight increase

### Emission Test

Sr. No.	Emission Parameter	Diesel	Biodiesel (B20)	Biodiesel (B100)	Observation
1	CO (%)	0.42	0.34	0.25	Reduced
2	CO <sub>2</sub> (%)	4.8	4.6	4.4	Slightly reduced
3	HC (ppm)	62	48	35	Reduced
4	NO <sub>x</sub> (ppm)	520	540	565	Slight increase
5	Smoke Opacity (%)	68	54	40	Significantly reduced

### Result Summary

Parameter	Result
Ignition Quality	Improved
Fuel Consumption	Slightly Increased
Engine Power	Comparable
CO / HC / Smoke	Reduced
NO <sub>x</sub> Emission	Slightly Higher

### Conclusion

Biodiesel constructed from waste cooking oil is a promising renewable and alternative to conventional diesel gas. It facilitates reduce environmental pollution, lowers dependence on fossil fuels, and presents an effective method for recycling waste oil. The manufacturing of biodiesel through the transesterification manner is simple, reasonably priced, and suitable for massive scale as well as small-scale programs. diverse physical, chemical, instrumental, and overall performance assessments including density, viscosity, flash factor, cloud factor, cetane quantity, moisture content, ash content material, glycerol content, and combustion evaluation are important to assess the nice of biodiesel. These tests confirm whether the produced fuel meets required standards such as ASTM D6751 and EN 14214.

The consequences normally display that biodiesel possesses appropriate ignition excellent, more secure coping with characteristics, lower emissions, and ideal engine overall performance, mainly while used in blends like B20. even though some boundaries inclusive of cold waft troubles and barely decrease calorific cost exist, those can be controlled through mixing and right processing. usual, biodiesel from waste cooking oil is a fee-effective, sustainable, and realistic gas that helps waste control, energy protection, and environmental protection.

### References

1. Knothe, G., Van Gerpen, J., & Krahl, J. (Eds.). *The biodiesel handbook*. AOCS Press.
2. ASTM International. *ASTM D6751: Standard specification for biodiesel fuel blend stock (B100) for middle distillate fuels*.

3. European Committee for Standardization. *EN 14214: Automotive fuels – Fatty acid methyl esters (FAME) for diesel engines*.
4. Ma, F., & Hanna, M. A. (1999). Biodiesel production: A review. *Bioresource Technology*, 70(1), 1–15.
5. Meher, L. C., Sagar, D. V., & Naik, S. N. (2006). Technical aspects of biodiesel production by transesterification. *Renewable and Sustainable Energy Reviews*, 10(3), 248–268.
6. Demirbas, A. (2009). Progress and recent trends in biodiesel fuels. *Energy Conversion and Management*, 50(1), 14–34.
7. Knothe, G. (2010). Biodiesel and renewable diesel: A comparison. *Progress in Energy and Combustion Science*, 36(3), 364–373.
8. United States Environmental Protection Agency. *Biodiesel fuel benefits and environmental impact reports*.
9. International Energy Agency. *Biofuels and renewable energy outlook reports*.
10. Atadashi, I. M., Aroua, M. K., & Abdul Aziz, A. R. (2012). Biodiesel separation and purification: A review. *Renewable Energy*, 36(2), 437–443.

## **ANTHROPOGENIC IMPACTS ON THE WHITE-CHEEKED BULBUL: A CASE STUDY FROM KASHMIR'S CHANGING ECOSYSTEMS**

**Kh Altaf Hussain**

RIMT University

Corresponding author E-mail: [khaltaf55@gmail.com](mailto:khaltaf55@gmail.com)

### **Abstract**

The Kashmiri bulbul, also called the White-cheeked Bulbul, is becoming less common in the Kashmir Valley and nearby Himalayan areas. This has caused worry among ecologists. Once found in many places like orchards, gardens, and semi-urban areas, the bird is now harder to spot. This study looks at the reasons for this drop in numbers, including loss of habitat, changes in the climate, and more human activity in the area. Fast-growing cities, cutting down forests, and turning natural lands into farmland and homes have taken away the bird's homes and places to find food. Traditional orchards that used to support a variety of birds are now mostly replaced by single-crop plantations, which don't provide the same kinds of food. Climate change makes things worse by changing seasons, messing up when birds breed, and reducing the number of insects which are important food for birds during nesting. This decline isn't just happening to the Kashmiri bulbul. Other birds, like the House Sparrow, Common Myna, Owl, Dove and Barn Swallow, are also becoming fewer. This shows there's a bigger problem with the local environment and that both local and migrating birds are being affected by changes in nature. Things like using too much pesticide, pollution, and people disturbing their habitats are putting more stress on bird life. Also, this study looks at how human changes to the environment are affecting the White-cheeked Bulbul birds in different areas of Kashmir. It examines how habitats are changing, pollution is increasing, and cities are expanding. The research shows how the birds are adjusting their behavior and numbers in response to these changes. The study highlights important conservation issues and suggests steps that can be taken to reduce the negative effects in this area that is changing quickly. Studies using field observations and existing data show that to help these birds, we need to restore their habitats, use land in a better way, and educate people about protecting nature. Keeping a mix of plants and farming in ways that support many species could help bring back the bird populations. Also, keeping track of these birds over a long time is important to understand how their numbers change and to plan better ways to protect them. In short, the Kashmiri bulbul's decline is a sign that the environment in the region is getting worse. Solving the problems behind this loss will help the bird and many other birds that are facing similar challenges in the sensitive Himalayan region.

**Keywords:** Habitat Loss, Climate Change, Avian Decline, Kashmir Valley, Biodiversity Conservation, Anthropogenic Pressure.

## **Introduction**

In the early morning, when the sun rises over the icy peaks of the Himalayas and the surrounding hills, the snow glows with a golden light, creating a breathtaking view. The fresh, clean air fills the valleys, and nature feels alive and invigorating. During this calm time, birds sing in different tunes, creating a natural melody that brings peace to the mind. Among them, the White-cheeked Bulbul, also known as the Kashmiri bulbul, adds beauty with its melodious voice. But it is sad to see that these sounds are slowly disappearing. The Kashmiri bulbul is becoming less common, and so are many other bird species, especially those that live in wetlands and migrate from far away. The dull gray-brown bird (Bulbul) commonly known in Kashmir as (*Bill e Bucher*) scientifically (*Pycnonotus leucotis*) with a black head and a bright white patch on its cheek. It also has a yellow area near the vent and a white tip on its tail. This bird is found in lowland areas like dry forests, scrublands, forest edges, parks, and gardens. In some parts of its range, it can be quite common in cities and towns and villages. Its song is short, pleasant, and smooth. It also makes a low, raspy "chuk" sound and has softer call notes that are similar to parts of its song.

The Himalayan region, celebrated for its rich biodiversity and ecological sensitivity, is home to a wide array of bird species that are essential for maintaining ecosystem balance. Among these, the Kashmiri bulbul, scientifically known as the White-cheeked Bulbul, has long been a familiar and culturally significant bird in the Kashmir Valley. Recognized by its distinctive crest, melodious calls, and ability to adapt to semi-urban settings, this species has historically thrived in orchards, gardens, and forest edges. However, recent decades have seen growing concerns among ecologists and local communities regarding its gradual decline. This trend reflects broader environmental changes that are reshaping the region's fragile ecosystems. Birds are widely regarded as important ecological indicators due to their sensitivity to environmental disturbances. Changes in their population dynamics often signal underlying ecological imbalances. The decline of the Kashmiri bulbul, therefore, is not merely a species-specific issue but a manifestation of larger environmental challenges, including habitat degradation, climate change, and increasing anthropogenic pressures. Understanding the factors contributing to this decline is essential for developing effective conservation strategies and preserving the ecological integrity of the region. One of the primary drivers of avian decline in the Kashmir Valley is habitat loss. The White-cheeked Bulbul is a type of bird found in many areas of South Asia, including Kashmir, which is a major part of its living space. This bird helps keep ecosystems healthy by spreading seeds and controlling insect populations. Kashmir has a variety of environments like thick forests, farmland, and cities, but these places are changing quickly because of human activities. In recent years, there has been more destruction of natural areas, more pollution, and more expansion of cities, which are causing big problems for local wildlife. This study looks closely at how these human-caused changes are affecting the number of White-cheeked Bulguls, where they live, and how

they behave. The study aims to find out how much their populations have changed due to habitat loss, how they are adjusting to human presence, and what factors are causing these changes, so that better steps can be taken to protect them.

Rapid urbanization and infrastructure development have significantly altered natural landscapes. Forested areas and traditional orchards, which once provided ideal habitats for the Kashmiri bulbul, are increasingly being converted into residential areas, commercial spaces, and monoculture agricultural lands. This transformation reduces the availability of food resources, nesting sites, and shelter, directly impacting bird populations. The replacement of diverse vegetation with single-crop systems diminishes ecological complexity and limits the variety of insects and fruits that birds depend on for survival. In addition to habitat loss, climate change has emerged as a critical factor influencing avian populations. The Himalayan region is particularly vulnerable to climatic fluctuations, including rising temperatures, irregular precipitation patterns, and extreme weather events. These changes disrupt seasonal cycles that are crucial for breeding, migration, and food availability. For instance, shifts in flowering and fruiting seasons can lead to mismatches between the breeding periods of birds and the peak availability of food resources. Such ecological mismatches can reduce reproductive success and increase mortality rates among bird populations, including the Kashmiri bulbul.

Anthropogenic activities further exacerbate these challenges. The widespread use of pesticides and chemical fertilizers in agriculture has led to a decline in insect populations, which serve as an essential food source for many birds, particularly during breeding seasons. Pollution, including air and noise pollution, also affects avian health and behavior. Noise pollution can interfere with communication, mating calls, and predator warnings, while air pollution can have direct physiological impacts. Moreover, human disturbances such as increased tourism, deforestation, and land-use changes contribute to habitat fragmentation, making it difficult for birds to find suitable environments for survival and reproduction. The decline of the Kashmiri bulbul is not an isolated phenomenon but part of a broader pattern of avian population decreases observed across the region. Species such as the House Sparrow, once abundant in human settlements, have shown marked declines due to urbanization and changing architectural designs that limit nesting spaces. Similarly, the Common Myna and the Barn Swallow have also experienced population pressures linked to habitat alteration and reduced food availability. These concurrent declines highlight the cumulative impact of environmental stressors on both resident and migratory bird species and underscore the urgency of addressing these issues at a broader ecological scale. Despite these challenges, the Kashmiri bulbul possesses certain adaptive traits that have historically allowed it to coexist with human-modified environments. Its ability to utilize gardens and orchards as alternative habitats has been a key factor in its survival. However, the rapid pace and scale of environmental changes appear to be outstripping the species' capacity to adapt. This raises

important questions about the resilience of avian species in the face of accelerating ecological transformations and the limits of their adaptability. Conservation efforts in the region have traditionally focused on larger and more charismatic species, often overlooking common birds like the Kashmiri bulbul. However, the decline of such species can have cascading effects on ecosystem functioning. Birds contribute to seed dispersal, pollination, and pest control, making them integral components of healthy ecosystems. The loss of these ecological services can further destabilize already fragile environments, creating a cycle of degradation that affects both biodiversity and human well-being. Addressing the decline of the Kashmiri bulbul requires a comprehensive and multidisciplinary approach.

Habitat restoration, sustainable land-use planning, and the promotion of biodiversity-friendly agricultural practices are critical steps in this direction. Public awareness and community participation are equally important, as local communities play a key role in conservation efforts. Additionally, long-term ecological monitoring and research are necessary to track population trends, identify emerging threats, and evaluate the effectiveness of conservation interventions. The gradual disappearance of the Kashmiri bulbul reflects the complex interplay of habitat loss, climate change, and human activities in the Kashmir Valley. As an indicator species, its decline serves as a warning signal of broader ecological disturbances affecting the region. By understanding and addressing the underlying causes of this decline, it is possible not only to protect this species but also to contribute to the conservation of the diverse avian community that shares its habitat. The urgency of this issue calls for coordinated efforts among researchers, policymakers, and local communities to ensure the sustainability of the region's unique and valuable ecosystems.

### **Literature Review**

Extensive research has been shown that birds are very sensitive to changes in their environment caused by humans, especially in the Himalayas and in cooler regions. These studies explain that when habitats get broken up, bird populations often go down because there's less food and more danger from predators. Some birds, like bulbuls, can handle these changes by changing their behavior, but others are more likely to disappear from an area. Earlier work on bulbuls shows they depend on certain types of plants for building nests and finding food, which makes them especially at risk from cutting down forests and city growth. However, there isn't much research focused on the White-cheeked Bulbul in Kashmir, where special environmental and political conditions affect the health of their habitat. This review brings together what we know about how human activities affect similar birds and shows why more local studies are needed to understand how the White-cheeked Bulbul is responding to changes in Kashmir's environment.

### **Objectives of the Study**

- To analyze the population decline of the Kashmiri bulbul

- To identify the impact of habitat loss and climate change
- To examine the role of anthropogenic activities
- To compare trends with other declining bird species and wetlands

### **Methodology**

This study uses both field observations and data from existing sources. Researchers went to places like orchards, city gardens, and forest areas to watch and record birds' behavior and how often they are seen. They also looked at information from scientific papers, reports about the environment, and records of different species. They compared the numbers of birds like the Common Myna and House Sparrow to see how their populations have changed. They also looked at factors like how land is used, changes in temperature, and the use of pesticides to understand how these might affect bird populations.

### **Discussion and Results**

Childhood is full of memories that stick with us and help shape how we see the world as we grow. Some of my most vivid memories are from a wetland near Badinambal. It was a special place, full of life and beauty. As a kid, I used to go there with my friends to cut grass for our cows and sheep. What started as a simple job turned into something more a place where I felt amazed and curious. The wetland was always lively. The air would buzz with bird calls, creating a natural music that filled the space. I remember standing there, looking up, and seeing hundreds of birds flying above, making patterns in the sky. These birds weren't just animals; they were part of the identity of that place. Their presence gave the wetland its soul. Everything seemed in balance, peaceful and timeless, like it would stay the same forever. Back then, I didn't fully understand the importance of what I saw. I saw beauty, but not the bigger picture of how wetlands support nature. Wetlands are important for many reasons. They are homes for lots of different plants and animals. Birds use them to breed, rest, and eat. They also clean water by filtering out impurities. But I didn't realize this until much later, after learning more and gaining experience. Years went by, and life took me away from that place. The memories stayed, but they became distant, almost like dreams. In 2025, I felt a strong pull to return and reconnect with the past. I hoped to see the same vibrant life that had once filled the area. But what I found was shocking. The wetland was still there, but it looked different. The water was quieter, the air heavier, and most strikingly, the birds were gone. The sky that once held thousands of birds now seemed empty and still. I couldn't believe it. It felt like the very soul of the wetland was missing. I felt my heart race as I tried to understand what had happened. How could such a rich ecosystem disappear so quickly? The absence of birds wasn't just a loss of beauty; it was a sign of something deeper — a change in the environment. At first, I thought it might be because of new technology, like mobile towers. In recent years, there's been a lot of new towers, even in rural areas. While they help with communication, some studies say they can affect birds. Birds rely on

natural signals, like the Earth's magnetic field, for navigation. If those signals are disrupted, birds can get lost or their health can be affected. But I know we should be careful with these ideas. While mobile towers may play a role, they're probably not the only reason the birds are gone. Environmental issues are often caused by many things happening at once. Habitat loss, pollution, climate change, and people moving in can all mess up ecosystems. Wetlands around the world are under threat from human activities.

Often, they get drained or filled for farms, buildings, or roads. Even if they're not completely destroyed, changes in water flow, pollution, and invasive plants can make them less suitable for wildlife. Climate change is another big factor, changes in weather can affect how much water wetlands have, changing their structure and function. Migratory birds are especially sensitive to these changes. If their usual habitats don't support them anymore, they might have to move somewhere else. Standing there in 2025, I realized what I was seeing wasn't just a local problem it was part of a bigger, global issue. Biodiversity is disappearing fast, and we often don't notice it until it's too late. The loss of birds in that wetland is just one small example of this growing crisis. This experience made me think about the relationship between humans and nature. As society develops, there's often a focus on growth and technology, sometimes at the cost of the environment. While progress is important, it shouldn't come at the expense of nature. The key is to find a balance: development that doesn't harm the ecosystems that support life. The disappearance of birds from the wetland isn't the end, but it does require quick action. We need to protect and restore wetlands. This means creating rules to limit development in sensitive areas, encouraging farming that works with nature, and educating people about the value of biodiversity. Local communities are also essential. Those who live near wetlands are the first to notice changes. Their knowledge and support are key in conservation work. When people care and take responsibility, it can lead to real change in protecting these important ecosystems. As I walked away from the wetland that day, I felt a mix of sadness and resolve. The quiet around me, where once there had been the sounds of birds, reminded me of what had been taken away. Yet, this silence also urged me to take action. The memories of the past can motivate us to take care of the future. The wetland from my childhood may never be exactly the same, but through effort and shared responsibility, we can bring back some of its former energy. The change in the Badinambal wetland from a lively place full of birds to a quiet and empty space shows how human actions affect the environment. While things like mobile towers might play a role, the problem is much bigger and needs a full solution. The loss of wetland birds isn't just about nature; it shows how we relate to the world around us. By understanding the importance of ecosystems and working to protect them, we can make sure that future generations don't feel the same kind of loss. Instead, they can make their own happy memories of a world still full of life and beauty. The quiet loss of birds from wetlands and the steady decline of both migratory and

native species in Kashmir is more than just an environmental issue—it's a deep emotional loss that affects memory, culture, and the human spirit. There was a time when wetlands were teeming with life and sound. The skies would fill with flocks of birds coming from faraway places, while native birds sang in the air, creating a natural harmony that greeted each day with music. In those days, early summer mornings were especially special.

As the first light of day touched the water, the birds would begin to sing—soft, rhythmic, and calming. These songs weren't just sounds; they were a source of peace and comfort. For many, including myself, waking up to these natural melodies brought a kind of calm that modern life can't offer. It felt like nature was speaking, offering a reminder of balance and harmony. But today, that harmony is gone. The wetlands, once full of life, now feel quiet and empty. The migratory birds that once traveled great distances to reach Kashmir are no longer seen in large numbers. Even the native birds, which were once a regular part of the landscape, are slowly vanishing. While the causes may be complex—like climate change, destruction of habitats, pollution, and human activity the effect is clear: a fading ecosystem and a fading connection between people and the natural world. This loss isn't only physical; it's emotional too. When you visit these wetlands now, there's a sense of longing. You expect to hear birds chirping, see wings flapping, and hear distant calls over the water—but instead, there's silence. It's a silence that shows a loss, a lack of care, and a world that's changing too quickly. Sometimes, I stand in these quiet places, remembering the past and hoping for its return. I close my eyes and try to remember the songs that once filled the air. In those moments, I realize how much those simple sounds meant. They weren't just part of nature—they were part of life itself, shaping our mornings and lifting our spirits. Now, I often find myself quietly praying, asking God to bring back those days—so we can once again hear the birds singing in the morning, feel that peace and connection again. It's a small wish, but it carries a deep meaning. Because the return of the birds wouldn't just revive the wetlands; it would also heal something inside us. The decline of birds in Kashmir reminds us of our duty. If we truly want to hear those songs again, we must protect what's left, restore what's been lost, and honor the fragile balance of nature. Only then can we hope that one day, the mornings will once again be filled with the music of birds.

### **Immediate Impact**

#### ***Habitat Loss***

Habitat destruction is the main reason the Kashmiri bulbul is declining. As cities grow and forests are cut down, there's less natural plant cover. Traditional orchards are being replaced by large fields that grow only one type of crop. This reduces the variety of food and places where birds can build their nests. The main anthropogenic impact on the White-cheeked Bulbul in Kashmir's changing ecosystems appears to be linked to the presence of mobile towers and communication infrastructure. These structures can affect the species through habitat disruption, noise pollution,

electromagnetic radiation, and changes in local microclimates. Such disturbances may alter the bulbul's behavior, breeding patterns, and feeding habits, contributing to population stress or decline. The number of birds are dropping not just for the Kashmiri bulbul, but for many other species, especially those that live in wetlands or migrate long distances. Ducks, cranes, herons, and egrets, which used to be common in wetland areas, are now becoming harder to find. This is happening because of things like wetland destruction, water pollution, changing climates, and human activities like hunting and building more cities. Migratory birds are especially vulnerable since wetlands are important places for them to rest and eat during their travels. When these areas disappear, it messes up their migration patterns. This drop in bird populations shows a big problem in the environment and shows how important it is to protect wetlands and take action to conserve them. According to the report of *Annual Asian Water Bird Census*, Kashmir saw 807,554 birds in 2020, but this number went down to 648,322 in 2021. The report shows that two Ramsar sites, Hokersar and Wular, experienced a big drop in bird numbers in recent years. Hokersar wetland had a decrease from 4.8 lakh in 2020 to 65,000 in 2021. At Wular Lake, the bird population fell from 1.2 lakh to just 707 birds during the same time. Similarly an article published by Kashmir Observer new outlet in which a government report from the center has shown that more than 2,372 kanals of valuable wetlands were lost between 2006 and 2018. As a result, the wetland ecosystems in Kashmir, including Dal Lake, Anchar, Wular, Haigam, Shallabugh, Narkara, and Hokersar, have greatly decreased in size over the years. These water areas, once considered as "nature's kidneys," are now facing the risk of disappearing completely. Birds from places like Siberia, China, the Philippines, Eastern Europe, and Japan start arriving in October to escape the harsh cold. The wetlands of Kashmir, such as Hokersar, Wular Lake, Haigam, Shalbugh, and others, serve as their main homes during this time. They stay until March, when they fly back to their original homes. (Kashmir Observer)

### ***Climate Change Impacts***

Climate change has greatly changed the seasons in the Himalayan area. Unpredictable rain, higher temperatures, and extreme weather events are messing up when birds breed and find food. These changes are harming their ability to successfully raise young.

### ***Human-Related Pressures***

Activities like using pesticides, pollution, and noise are harming bird populations. The use of chemicals is causing fewer insects, which are an important food source for birds.

### ***Decline of Other Bird Species***

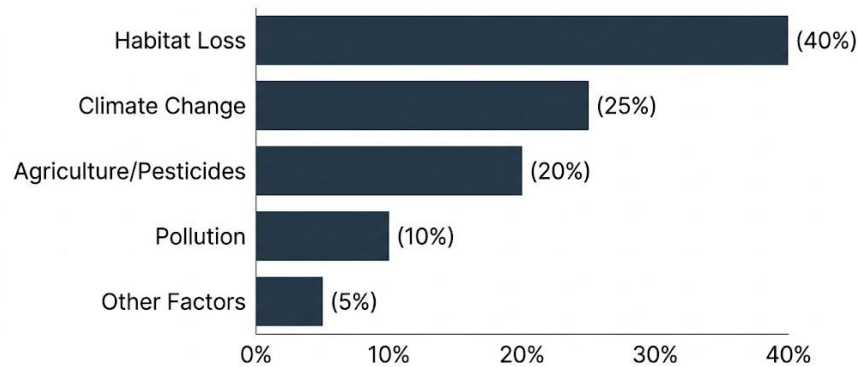
The Kashmiri bulbul isn't the only bird facing a drop in numbers. Species such as the House Sparrow, Common Myna, and Barn Swallow are also becoming less common. This suggests a bigger problem in the ecosystem that's affecting many different birds.

## **Usage of pesticides**

Pesticides are a big challenging reason of decline of birds in Kashmir valley. In recent years, more and more chemical pesticides have been used in farming, which has changed the natural environment a lot. Even though these chemicals help keep crops safe from harmful insects and make farming more productive, they have serious, harmful effects on birds and other wildlife. Birds like the Kashmir bulbul and others that eat insects rely on them for food. But pesticides kill not only the harmful pests they're meant for but also helpful insects, which leads to less food for birds. This makes it hard for birds to get enough to eat, especially during breeding season when they need more energy. Without enough food, their survival and ability to reproduce are at risk, causing their numbers to drop. Besides not having enough food, pesticides also poison birds directly. They often eat insects, seeds, or water that have pesticide residue. These chemicals can make birds sick, damage their nervous system, and even kill them. Over time, these toxins build up in their bodies through a process called bioaccumulation. This weakens adult birds and can also affect the quality of their eggs, making it harder for them to hatch successfully and leading to fewer birds overall. The impact of pesticides is especially bad in wetlands and farmland areas in Kashmir that are important for both native and migratory birds. Wetlands that were once full of bird life are now polluted with chemical waste from farming. Migratory birds that stop here during their journeys are exposed to these harmful chemicals too, making the problem even worse. The overuse of pesticides also messes up the natural food chain and how different species interact. It lowers insect numbers, affects plant pollination, and changes the balance between predators and their prey. Birds are a key part of this ecosystem and act as early warning signs for environmental problems. Their decline shows that there's a bigger ecological issue that needs immediate action. To help, there needs to be a shift towards more sustainable and eco-friendly farming in the Kashmir Valley. Farmers should be encouraged to use organic methods and cut down on chemical pesticides. Using Integrated Pest Management (IPM) techniques can control pests without harming helpful insects. Also, raising awareness and getting government support is important to protect bird habitats and keep biodiversity alive, while pesticides may help in the short run with farming, their long-term impact on birds and the environment is a major concern. Saving bird populations in Kashmir needs a balance between farming and protecting nature. This way, the valley can keep its rich natural heritage alive. Pesticides can harm birds in several ways, whether they come into contact with them directly or through other means. One of the most common ways is when a bird eats the pesticide, often because it looks like a seed. This can happen if the pesticide is in the form of small pellets or granules. Birds can also be affected indirectly by consuming animals that have been poisoned by pesticides, drinking water that is polluted, or licking pesticide residue off their feathers while grooming. Pesticides might also be absorbed through their skin if they bathe in contaminated water, or they could be inhaled if the

chemicals are sprayed in the air. How badly birds are harmed depends on how long they are exposed, how strong the chemicals are, and how often they come into contact with pesticides. Some birds may lose their appetite, not fly or search for food as much, and become very tired. They may also have trouble reproducing, which can lead to problems like deformed eggs, thinner eggshells, or slower-growing baby birds. Direct exposure to pesticides can also make it hard for birds to know where to go during their migration.

### Relative Contribution to Bird Decline (%)



The graph shows how different main factors are causing bird numbers to go down around the world. Losing natural homes is the biggest reason, then comes climate change and farming that uses a lot of land. Experts say that destroying and damaging habitats are the top causes of losing animal and plant life. Climate change is making things worse by changing when birds breed and how much food they have. Studies also show that getting hotter, less rain, and more extreme weather can greatly cut bird numbers, sometimes by over 60% in places that are already struggling.

Recently a report by the Comptroller and Auditor General of India (CAG), presented in the Assembly by Chief Minister Omar Abdullah, shows that out of 697 lakes, 315 have completely disappeared and 203 have shrunk significantly. Together, these losses add up to a huge reduction of 2,851 hectares of water area. The CAG has pointed out this as a major environmental problem, warning that well-known lakes are slowly disappearing, creating a bigger environmental issue. The report also shows that the loss of lakes is not confined to one area. Of the 315 lakes that vanished, 80 were managed by the Forest Department, while the rest, 235, were under the Revenue and Agriculture Departments. This shows that there is a lack of coordination and effective control across different government departments. The CAG has shared a bleak outlook, stating that almost three-quarters of J&K's lakes, which is about 518 lakes, have either disappeared or are in poor condition. This big drop in lake numbers is not due to natural causes but is mostly because of human activities. The report points out that changes in how land is used—like turning lake beds into farmland, expanding cities, and illegal occupation—are the

main reasons for these losses. A satellite analysis of 63 lakes between 2014 and 2020 showed a steady decrease in open water, with these areas being replaced by built-up areas, gardens, and unused land. (*Down to Earth*).

### **Conclusion**

The slow vanishing of the Kashmiri bulbul shows big environmental problems in the Himalayas. Loss of homes, changes in the climate, and human actions are all causing this drop in numbers. Other birds, like the House Sparrow and Barn Swallow, are also facing similar issues, showing a wide ecological problem. We need quick steps to protect bird life and keep the environment in balance. Keeping bird populations healthy is vital for nature's diversity and for the services ecosystems provide that help humans thrive. In conclusion, the case study of the White-cheeked Bulbul in Kashmir shows how human activities are greatly affecting delicate ecosystems. Although the bird itself is facing difficulties because of changes to its habitat, its situation is part of a larger environmental issue that is harming wetlands and the birds that rely on them. The noticeable loss of wetland areas has led to fewer species of wetland and migratory birds, including ducks, herons, and other birds that come seasonally to these areas for survival. Activities like city growth, cutting down forests, pollution, and improper land use have seriously damaged natural habitats. Once rich in life, wetlands are now getting smaller or becoming less productive because of people taking over the land and polluting it. This has messed up how birds breed, how food moves through the ecosystem, and where birds fly, putting a lot of bird species at risk across the region. The decline of both land and wetland birds shows how important it is to take action for conservation. It is crucial to protect wetlands by doing restoration work, setting up strong environmental rules, and making people aware of the importance of these areas. Using land in a way that is sustainable and keeping natural plants alive can help keep ecosystems stable and support bird populations. In the end, preserving Kashmir's changing ecosystems is important not just for birds like the White-cheeked Bulbul but also for keeping the balance of nature and the variety of life. Quick and well-organized efforts are needed to protect these habitats for future generations, so both local and migrating birds can keep living in a healthy and strong environment.

### **References**

1. Mason, L. R., *et al.* (2019). Population responses of bird populations to climate change. *Climatic Change*.
2. Franco, L. (2022). Global bird populations continue to decline due to habitat loss and climate change. *Nature World News*.
3. ScienceDirect. (2024). Collapse of an insular bird species driven by decreased rainfall.
4. Forest Ecology Study. (2023). Impact of forest clearing and warming temperatures on bird populations.

5. EnvironmentalScience.org. (2026). How climate change affects birds.
6. Nature Climate Change. (2024). Sea-level rise and habitat loss effects on bird populations.
7. Nature Journal. (2022). Habitat loss pushing bird species toward extinction.
8. MDPI Animals Journal. Impact of environmental change on bird populations.
9. Nature World News.  
<https://www.natureworldnews.com/articles/50711/20220506/global-bird-populations-continue-decline-due-habitat-loss-overexploitation-climate>
10. State of the World's Birds Report (IUCN-based findings summarized).
11. Global biodiversity and avian decline studies (multiple institutional reports).
12. Down to Earth. (2026). CAG finds nearly half of Jammu and Kashmir's lakes have vanished since 1967, warns of ecological crisis.  
<https://www.downtoearth.org.in/governance/cag-finds-nearly-half-of-jammu-and-kashmirs-lakes-have-vanished-since-1967-warns-of-ecological-crisis>
13. Kashmir Times. (2026). J&K's vanishing lakes: CAG says no one is in charge.  
<https://kashmirtimes.com/news/jks-vanishing-lakes-cag-says-no-one-is-in-charge>
14. Reporters. (2022). Birdwatching community raises alarm as bird count at Srinagar's Hokersar wetland dwindles.  
[https://101reporters.com/article/environment/Birds\\_dwindle\\_in\\_Srinagars\\_Hokersar\\_wetland\\_birdwatching\\_community\\_concerned](https://101reporters.com/article/environment/Birds_dwindle_in_Srinagars_Hokersar_wetland_birdwatching_community_concerned)
15. Kashmir Observer. (2024). Decline in migratory bird arrivals.  
<https://kashmirobsver.net/2024/11/12/decline-in-migratory-bird-arrivals/>
16. Kashmir Observer. (2026). Where have Kashmir's morning birds gone?  
<https://kashmirobsver.net/2026/02/02/where-have-kashmirs-morning-birds-gone/>
17. The Rise. (2025). The vanishing sparrow of Kashmir: Causes and recovery.  
<https://therise.co.in/2025/11/the-vanishing-sparrow-of-kashmir-causes-and-recovery/>
18. Almorì, A. (2005). Possible effects of electromagnetic fields from phone masts on a population of house sparrows (*Passer domesticus*). *Electromagnetic Biology and Medicine*.

# **INTEGRATED PARASITE MANAGEMENT IN VETERINARY PRACTICE**

**R. K. Anish\*, R. Edith and A. Elango**

Department of Veterinary Parasitology,  
Veterinary College and Research Institute, Salem, Tamil Nadu, India.

\*Corresponding author E-mail: [anishvijay145@gmail.com](mailto:anishvijay145@gmail.com)

## **1. Introduction**

Parasitic diseases remain one of the most significant constraints in veterinary medicine, affecting livestock productivity, companion animal health, and global food security. Gastrointestinal nematodes, ectoparasites such as ticks and mites, and protozoan infections contribute to substantial economic losses due to decreased production efficiency, treatment costs, and mortality (Agrawal *et al.*, 2025). In tropical and subtropical regions, continuous parasite transmission further exacerbates these challenges.

Historically, parasite control relied heavily on routine administration of anthelmintics and acaricides. However, indiscriminate use has led to widespread anthelmintic resistance, environmental contamination, and disruption of beneficial organisms (Hewitt & Howe, 2024). Consequently, the paradigm has shifted toward Integrated Parasite Management (IPM)—a holistic, sustainable approach combining chemical, biological, and management strategies.

Integrated Parasite Management aims to minimize parasite burdens while preserving drug efficacy, maintaining ecological balance, and enhancing animal health. It emphasizes evidence-based decision-making, targeted interventions, and long-term sustainability (Obeidat & Al-Najjar, 2025).

## **2. Concept and Principles of Integrated Parasite Management**

Integrated Parasite Management is defined as a multifaceted approach that integrates chemical and non-chemical strategies to maintain parasite populations below economically damaging thresholds (Giulioti, 2026).

### **2.1 Core Principles**

- Threshold-based treatment rather than routine dosing
- Targeted selective treatment (TST) to maintain refugia
- Combination of control methods (chemical, biological, environmental)
- Monitoring and surveillance using diagnostic tools
- Sustainability and environmental protection

The concept of refugia, where a portion of parasite populations remains unexposed to drugs, is central to slowing resistance development.

### 3. Epidemiology and Impact of Parasitic Diseases

Parasitic infections vary depending on climate, host species, and management practices. For instance, *Haemonchus contortus* thrives in warm climates, causing anemia and production losses in small ruminants (Burke and Miller, 2023).

#### 3.1 Economic Impact

- Reduced weight gain and milk production
- Decreased fertility
- Increased veterinary costs
- Mortality in severe cases

#### 3.2 ENVIRONMENTAL INFLUENCE

Climate change has altered parasite distribution and seasonal patterns, increasing disease prevalence and complicating control strategies (Quintanilla *et al.*, 2024).

### 4. Components of Integrated Parasite Management

#### 4.1 Chemical Control

Anthelmintics remain an essential component of parasite control. Major classes include:

- Benzimidazoles
- Levamisole
- Macrocyclic lactones

However, strategic use is critical:

- Avoid frequent blanket treatments
- Rotate drug classes
- Use correct dosing

Excessive reliance on chemicals accelerates resistance and negatively impacts beneficial organisms such as dung beetles (Sands *et al.*, 2024).

#### 4.2 Biological Control

Biological control involves the use of natural enemies of parasites:

- Parasitoid wasps reduce fly populations
- Dung beetles disrupt parasite life cycles
- Nematophagous fungi trap nematode larvae

Studies show that beneficial insects contribute significantly to reducing parasite loads in pasture systems (Kaplan, 2023).

#### 4.3 Grazing and Pasture Management

Pasture management is a cornerstone of IPM.

Key Strategies:

- Rotational grazing

- Mixed-species grazing
- Avoiding overgrazing

Rotational grazing reduces exposure to infective larvae, as most larvae are concentrated near the base of pasture vegetation (Vineer *et al.*, 2023).

#### **4.4 Nutritional Management**

Proper nutrition enhances host immunity:

- Protein supplementation improves resistance
- Mineral balance supports immune response

Animals with better nutrition exhibit improved resilience and reduced parasite burden (Floate, 2023).

#### **4.5 Genetic Selection**

Selective breeding for parasite-resistant animals is an emerging strategy:

- Indigenous breeds often show higher resistance
- Genetic markers are being explored

This approach reduces dependence on chemical treatments.

#### **4.6 Ethnoveterinary and Plant-Based Control**

Plant-based remedies are gaining attention:

- Tannin-rich plants reduce nematode burden
- Herbal extracts provide alternative therapies

Ethnoveterinary practices offer sustainable and cost-effective solutions, especially in rural systems (Ramesh *et al.*, 2025).

### **5. Diagnostic Tools in IPM**

Accurate diagnosis is essential for targeted treatment.

#### **5.1 Traditional Methods**

- Fecal egg count (FEC)
- Blood parameters
- Clinical signs

#### **5.2 Advanced Techniques**

- PCR and molecular diagnostics
- Immunodiagnosics
- Biosensors

Modern diagnostics improve precision and help in monitoring resistance (Slade *et al.*, 2023).

### **6. Anthelmintic Resistance: A Growing Challenge**

Resistance has emerged as a global issue due to:

- Frequent drug use

- Underdosing
- Lack of refugia

Genetic mutations in parasites reduce drug efficacy, making conventional treatments less reliable (Nielsen *et al.*, 2025).

### **Strategies to Mitigate Resistance**

- Targeted selective treatment
- Drug rotation
- Integrated approaches

## **7. Integrated Tick and Ectoparasite Management**

Ticks are major vectors of diseases such as Babesiosis and Anaplasmosis.

### **Control Strategies**

- Strategic acaricide use
- Pasture spelling
- Biological agents

Integrated Tick Management (ITM) reduces dependence on chemicals and improves sustainability (Rocha *et al.*, 2025).

## **8. Application of IPM in Veterinary Practice**

Veterinarians play a critical role in implementing IPM.

### **8.1 Farm-Level Strategies**

- Risk assessment
- Customized parasite control plans
- Farmer education

### **8.2 Companion Animal Practice**

Preventive parasite control plans tailored to lifestyle and risk factors are essential (Toth *et al.*, 2025).

## **9. Role of Precision Livestock Farming**

Technological advancements are transforming parasite management:

- Sensors for health monitoring
- Automated FEC analysis
- Data-driven decision-making

Precision tools enhance early detection and targeted interventions (Pertiwi *et al.*, 2025).

## **10. Environmental and One Health Considerations**

IPM aligns with the One Health approach, linking animal, human, and environmental health.

### **Key Benefits**

- Reduced drug residues

- Protection of biodiversity
- Sustainable livestock production

Chemical treatments can negatively impact non-target organisms, highlighting the importance of integrated approaches

### **11. Challenges in Implementation**

- Lack of farmer awareness
- Limited access to diagnostics
- Economic constraints
- Resistance to change

Despite these challenges, education and policy support can enhance adoption (Beasley *et al.*, 2025).

### **12. Future Perspectives**

Future research should focus on:

- Vaccine development
- Genetic resistance
- Climate-resilient strategies
- AI-driven diagnostics

Integration of biotechnology and sustainable practices will shape the future of parasite control.

### **Conclusion**

Integrated Parasite Management represents a paradigm shift from conventional parasite control to a holistic, sustainable, and science-based approach. By combining chemical, biological and management strategies, IPM enhances animal health, reduces resistance, and promotes environmental sustainability. Veterinarians play a pivotal role in implementing and promoting IPM practices, ensuring long-term effectiveness in parasite control.

### **References**

1. Agrawal, V., Sharma, P., & Singh, R. (2025). Epidemiology and control of haemonchosis in livestock. *Bhartiya Krishi Anusandhan Patrika*, 40(2), 85–92.
2. Beasley, A., Lester, H. E., Morgan, E. R., & Hodgkinson, J. E. (2025). Australian guidelines for equine internal parasite management. *Australian Veterinary Journal*, 103(4), 150–160.
3. Burke, J. M., & Miller, J. E. (2023). Nutrition and its role in parasite resistance in small ruminants. *Veterinary Clinics of North America: Food Animal Practice*, 39(1), 123–137.
4. Floate, K. D. (2023). Role of dung beetles in parasite suppression and pasture ecology. *Biological Control*, 180, 105210, 1–8.

5. Giuliotti, L. (2026). Sustainable gastrointestinal nematode control strategies in ruminants. *Veterinary Parasitology*, 320, 109998, 1–11.
6. Hewitt, S., & Howe, R. (2024). Integrated parasite management strategies in cattle production systems. *Veterinary Times*, 54(6), 20–27.
7. Kaplan, R. M. (2023). Anthelmintic resistance in livestock: Status and future directions. *Veterinary Parasitology*, 317, 109885, 1–10.
8. Nielsen, M. K., Mittel, L., Grice, A., Erskine, M., Graves, E., Vaala, W., & Tully, R. C. (2025). Updated international guidelines for equine parasite control and fecal egg count methods. *International Journal for Parasitology: Drugs and Drug Resistance*, 28, 100600, 1–12.
9. Obeidat, J. M., & Al-Najjar, K. A. (2025). Integrating biomedical and sustainable strategies for effective parasite control in livestock. *Journal of Human University Natural Sciences*, 52(3), 44–53.
10. Pertiwi, V. R., Widyastuti, R., Handharyani, E., & Subekti, D. T. (2025). Comparative efficacy of ivermectin and albendazole in cattle parasite control. *Journal of Applied Veterinary Science and Technology*, 6(1), 85–90.
11. Quintanilla, R., Rodríguez-Vivas, R. I., & Grisi, L. (2024). Integrated tick management strategies in livestock: Current perspectives. *Frontiers in Veterinary Science*, 11, 1497840, 1–10.
12. Ramesh, P., Kumar, S., & Devi, K. (2025). Ethnoveterinary approaches for parasite control in livestock. *Toxicology International*, 32(1), 45–52.
13. Rocha, M. B., Costa, F. B., de Souza, A. P., Lima, W. S., & Labruna, M. B. (2025). Evaluation of fipronil pour-on efficacy against ticks in horses. *Veterinary Parasitology*, 342, 110674, 1–7.
14. Sands, B., Giroux, L., Bruce, J., & Darby, H. (2024). Integrated parasite management and pasture ecosystem interactions in cattle systems. *Agriculture, Ecosystems & Environment*, 355, 108605, 1–12.
15. Slade, E. M., Roslin, T., Santalahti, M., & Bell, T. (2023). Ecosystem services provided by dung fauna in livestock systems. *Ecological Entomology*, 48(2), 215–226.
16. Tóth, A. G., Sándor, A. D., Szekeres, S., Hornok, S., & Kontschán, J. (2025). Emergence and spread of *Lipoptena fortisetosa* and implications for veterinary parasite control. *International Journal for Parasitology: Parasites and Wildlife*, 28, 101161, 1–9.
17. Vineer, H. R., Morgan, E. R., & Hertzberg, H. (2023). Advances in diagnostics for parasitic infections in animals. *Frontiers in Veterinary Science*, 10, 1187654, 1–9.

## **CURRICULUM TRANSFORMATION IN MICROBIOLOGY EDUCATION: EVALUATING B.SC. SYLLABUS THROUGH NEP PRINCIPLES**

**Syed Nisar Ahmed**

Department of Microbiology,

Sir Sayyed College of Arts, Commerce and Science, Aurangabad-431001, (MH), India

Corresponding author E-mail: [nisarmicro46@gmail.com](mailto:nisarmicro46@gmail.com)

### **Abstract**

This chapter provides a comparative analysis of the BSc second-year microbiology syllabus with the principles outlined in the New Education Policy (NEP). The current status of the syllabus is examined, highlighting its strengths and areas for improvement in alignment with NEP's vision for holistic, interdisciplinary education. While the current syllabus covers fundamental microbiological concepts, laboratory techniques, and applied aspects of microbiology, it lacks significant integration with allied disciplines, research-based learning opportunities, practical skill development, and flexibility in curriculum. Suggestions for improvement include interdisciplinary integration, research-based learning, skill development, technology integration, flexibility in curriculum, industry collaboration, and regional language inclusion. By implementing these suggestions, universities can create a more dynamic and inclusive microbiology curriculum that prepares students for the challenges and opportunities of the 21st century. This comparative analysis serves as a call to action for educators and policymakers to re-evaluate and revitalize the microbiology syllabus in accordance with NEP's transformative vision for education.

### **Introduction**

Microbiology is a vital discipline that explores the intricate world of microorganisms and their impact on various aspects of life. As the field evolves, so too must the educational framework that supports it. In this chapter, we will analyse the current BSc second-year microbiology syllabus of a hypothetical Indian university and compare it with the principles outlined in the New Education Policy (NEP). Additionally, we will propose improvements to align the syllabus with NEP's vision for holistic, interdisciplinary education.

Current BSc Second-Year Microbiology Syllabus of Dr. Babasaheb Ambedkar Marathwada University Aurangabad, typically covers fundamental microbiological concepts, and applied aspects of microbiology, Immunology, clinical microbiology, microbial physiology, laboratory techniques. A sample outline might include:

- Environmental Microbiology: Microbiology of air, Microbiology of water, Microbiology of soil, environmental pollution.
- Medical Microbiology: Normal Flora, Immune system, Antigen, Antibody, Monoclonal antibody, Ag-Ab reactions, Pathogenesis of infectious diseases, epidemiology, diagnostic techniques, antimicrobial agents.
- Dairy and Food Microbiology: Dairy microbiology, food microbiology, food born diseases quality assurance, fermented food and probiotics
- Microbial Physiology: Bacterial photosynthesis, respiration, bacterial membrane system, bacterial sporulation.

### **Comparison with NEP Principles**

- Interdisciplinary Learning: The current syllabus lacks significant integration with allied disciplines. NEP encourages interdisciplinary learning, suggesting opportunities for incorporating concepts from fields such as biotechnology, bioinformatics, and environmental science into the microbiology curriculum.
- Research-Oriented Education: While laboratory sessions are included, there's limited emphasis on research-based learning. NEP advocates for promoting research culture among students, necessitating the inclusion of research projects, internships, and hands-on experiences in the syllabus.
- Skill Development: The current syllabus focuses primarily on theoretical knowledge, with limited emphasis on practical skills and critical thinking development. NEP emphasizes the development of practical skills, problem-solving abilities, and critical thinking through experiential learning opportunities.
- Flexibility and Choice: The current syllabus offers little flexibility in course selection, with a fixed set of topics prescribed for all students. NEP promotes flexibility by allowing students to choose elective courses and interdisciplinary minors based on their interests and career goals.

### **Proposed Improvements**

To align the BSc second-year microbiology syllabus with NEP principles, the following improvements are suggested:

- Interdisciplinary Integration: Introduce modules or elective courses that integrate microbiology with related disciplines such as biotechnology, bioinformatics, and environmental science. This could include topics like microbial genomics, bioinformatics applications in microbiology, and environmental microbiology.
- Research-Based Learning: Incorporate research projects, internships, and laboratory-based activities into the syllabus to provide students with hands-on research experience.

Collaborate with research institutions, industries, and healthcare facilities to facilitate student involvement in ongoing research projects.

- **Skill Development:** Enhance practical skill development through laboratory exercises, fieldwork, and industry internships. Emphasize critical thinking, problem-solving, and communication skills through project-based assessments, case studies, and group discussions.
- **Flexibility in Curriculum:** Offer a range of elective courses and interdisciplinary minors to allow students to tailor their microbiology education according to their interests and career aspirations. Consult with industry experts and academic advisors to identify emerging areas of interest and design relevant course offerings.
- **Interdisciplinary Integration:** Introduce interdisciplinary modules or elective courses that bridge microbiology with related fields such as biotechnology, bioinformatics, environmental science, and public health. This integration can provide students with a broader perspective on microbial science and its applications across various domains.
- **Research-Based Learning:** Incorporate research projects, internships, and laboratory-based activities into the curriculum to promote hands-on research experience among students. Collaborate with research institutions, industries, and healthcare facilities to offer students opportunities to engage in cutting-edge research projects relevant to microbiology.
- **Skill Development:** Emphasize the development of practical skills, critical thinking, problem-solving, and communication skills through laboratory exercises, fieldwork, and project-based assessments. Design assessments that require students to analyze data, interpret results, and communicate their findings effectively.
- **Technology Integration:** Integrate digital tools, online resources, and virtual laboratories into the curriculum to enhance students' understanding of complex microbial concepts and develop essential computational skills. Provide training and support for students to effectively utilize bioinformatics software, virtual simulations, and online databases.
- **Flexibility in Curriculum:** Offer a range of elective courses and interdisciplinary minors that allow students to tailor their microbiology education to their interests and career aspirations. Consult with industry experts and academic advisors to identify emerging areas of interest and design relevant course offerings that reflect current trends in microbial science.
- **Industry Collaboration:** Foster collaboration with industry partners to provide students with real-world exposure to the applications of microbiology in various sectors such as pharmaceuticals, biotechnology, agriculture, and healthcare. Arrange industry visits, guest

lectures, and internships to facilitate hands-on experience and industry-relevant skill development.

- **Faculty Development:** Invest in faculty development programs to equip educators with the necessary skills and knowledge to deliver high-quality education in microbiology. Provide training in innovative teaching methodologies, research methodologies, and the use of technology-enhanced learning tools.
- **Assessment Strategies:** Design innovative assessment strategies that assess students' understanding of complex microbial concepts, practical skills, and critical thinking abilities. Incorporate a mix of traditional exams, project-based assessments, presentations, and peer evaluations to provide a comprehensive evaluation of students' learning outcomes.
- **Translation of Course Material:** Translate microbiology textbooks, lecture notes, and other course materials into regional languages to make them more accessible to students who may have a better understanding of their native language than English. This can facilitate better comprehension and retention of complex scientific concepts.
- **Multilingual Instruction:** Offer microbiology lectures and laboratory sessions in both English and regional languages, allowing students to choose the language of instruction that they are most comfortable with. This approach can help cater to the diverse linguistic backgrounds of students and promote a more inclusive learning environment.
- **Regional Language Assignments and Projects:** Assignments, projects, and presentations can be conducted in regional languages, encouraging students to express their understanding of microbiological concepts in their native language. This can help foster a deeper connection with the subject matter and promote language proficiency.
- **Local Case Studies and Examples:** Incorporate local case studies, examples, and anecdotes in microbiology lectures and discussions, drawing from regional contexts and experiences. This approach can help students relate microbiological concepts to their own surroundings and enhance their understanding of how microbial science intersects with local issues and practices.
- **Language Proficiency Enhancement Programs:** Offer language proficiency enhancement programs for students who may need additional support in learning microbiology concepts in regional languages. These programs can include language workshops, tutoring sessions, and interactive activities designed to improve students' language skills while reinforcing microbiological knowledge.
- **Collaboration with Regional Language Experts:** Collaborate with experts in regional languages to develop specialized microbiology learning materials and resources tailored to the linguistic and cultural context of specific regions. This can ensure the accuracy and

effectiveness of translated materials and promote the use of regional languages in microbiology education.

- **Assessment in Regional Languages:** Provide options for students to take examinations and assessments in regional languages, in addition to English, to accommodate different language preferences and proficiency levels. This can help reduce language barriers and ensure that students' understanding of microbiology is accurately assessed regardless of the language of instruction.

By implementing these suggestions, universities can enhance the BSc second-year microbiology syllabus to better align with the principles of NEP and prepare students for successful careers in microbial science and related fields.

Integrating regional languages into the microbiology syllabus, in alignment with the principles of the New Education Policy (NEP), can offer several benefits in terms of accessibility, inclusivity, and promoting linguistic diversity. Overall, integrating regional languages into the microbiology syllabus in accordance with the principles of NEP can help create a more inclusive and accessible learning environment, allowing students from diverse linguistic backgrounds to fully engage with and appreciate the intricacies of microbial science.

### **Conclusion**

In conclusion, the comparative analysis of the BSc second-year microbiology syllabus in light of the New Education Policy (NEP) underscores the need for a transformative shift in the educational framework to align with contemporary educational goals and principles. The current syllabus, while comprehensive in covering fundamental microbiological concepts, laboratory techniques, and applied aspects of microbiology, falls short in several key areas when compared to the vision outlined in NEP.

NEP emphasizes interdisciplinary integration, research-based learning, skill development, flexibility in curriculum, and inclusivity, all of which are crucial components for fostering holistic, multidisciplinary education. However, the current microbiology syllabus lacks significant integration with allied disciplines, offers limited opportunities for research-based learning and practical skill development, and provides little flexibility in course selection.

To bridge this gap and align the microbiology syllabus with NEP principles, several improvements are suggested, including the incorporation of interdisciplinary modules, research projects, internships, and laboratory-based activities, enhancement of practical skill development, integration of digital tools and technology, provision of flexibility in curriculum through elective courses and interdisciplinary minors, collaboration with industry partners, and promotion of regional language inclusion.

By implementing these suggestions, universities can create a more dynamic and inclusive microbiology curriculum that not only equips students with a strong foundation in microbial

science but also prepares them for the challenges and opportunities of the 21st century. Through interdisciplinary learning, research-based education, and skill development, students can develop a deeper understanding of microbiology and its applications across various domains, empowering them to contribute meaningfully to scientific advancements, societal needs, and global challenges. Thus, the comparative analysis serves as a call to action for educators and policymakers to re-evaluate and revitalize the microbiology syllabus in accordance with the transformative vision outlined in NEP.

### **References**

1. Government of India. (2020). *National education policy 2020*. Ministry of Human Resource Development.
2. University Grants Commission. (2021). *Learning outcomes-based curriculum framework (LOCF) for undergraduate education in microbiology*. UGC.
3. Singh, M., & Sharma, R. (2021). Curriculum reforms in higher education under NEP 2020: Opportunities and challenges. *University News*, 59(4), 15–21.
4. Bhardwaj, A., & Pal, S. (2022). Interdisciplinary approaches in science education: A step toward NEP implementation. *International Journal of Educational Development*, 87, 102476.
5. Kaur, G., & Singh, K. (2022). Skill-based education and curriculum transformation in Indian higher education. *Journal of Education and Practice*, 13(5), 45–52.
6. Mukherjee, P. (2019). Innovations in microbiology teaching: Integrating research and practical learning. *Journal of Microbiology & Biology Education*, 20(2), 20.2.45.

## **DIVERSITY AND DISTRIBUTION OF ANTS (FORMICIDAE) IN UMARKHED, DISTRICT YAVATMAL: A PRELIMINARY STUDY**

P. D. Mahatkar

Department of Zoology

**Gopikabai Sitaram Gawande Mahavidyalaya, Umarched**

[pranitamahatkar7@gmail.com](mailto:pranitamahatkar7@gmail.com)

### **Abstract**

Ants, belonging to phylum Arthropoda, class Insecta, order Hymenoptera, and family Formicidae, are among the most ecologically important and dominant groups of social insects. They play a vital role in maintaining ecosystem balance through their involvement in soil modification, nutrient cycling, and food web interactions. Due to their high species richness, population density, and complex social behavior, ants contribute significantly to terrestrial ecosystems and biodiversity. As noted by Gadagkar *et al.* (1993), ants form a major component of animal biomass in many ecological communities. The present study was undertaken to prepare a preliminary checklist of ant species in Umarched, District Yavatmal, Maharashtra, with the objective of assessing species richness across selected habitats. Various sites representing different environmental conditions were surveyed using standard collection and identification techniques. During the course of the study, a total of 14 ant species belonging to 8 genera were recorded. The observed diversity reflects the ecological variability of the region and indicates the presence of a moderately rich ant fauna. This study provides baseline data for future biodiversity assessments and highlights the importance of continued exploration and conservation of ant diversity in the region.

**Keywords:** Ant Diversity, Arthropoda, Hymenoptera, Formicidae, Species Richness, Umarched.

### **Introduction**

Ants belong to phylum Arthropoda, class Insecta, order Hymenoptera and family Formicidae. Ants deserve an important and special place in the study of ecology, species richness, high densities, social behavior. These social insects are the dominant animal group, contributing to much of the animal biomes on earth (Gadagkar *et al.*, 1993). Ants belong to one of the largest insect classes, found on all continents except Antarctica and a few islands, contributing about 15 to 25% of the total terrestrial animal biomass. Ants are a widely accepted, highly effective, and reliable indicator of ecosystem health (Daniels 1991). They are part of the Hymenoptera order, which is a major, diverse order comprising wasps, bees, ants, and sawflies. Worldwide, 21 subfamilies, 283 genera, and over 12,500 ant species have been recorded. Researchers have studied ant ecology and diversity in India only from selected localities. Gunawardene *et al.*

(2007) did work on ants of the Western Ghats – Sri Lanka which is a biodiversity hotspot. Bharti (2007), reported 591 species of ants. Chate and Chavan (2017), recorded 16 species of ants from Aurangabad City . Chate & Chaudhari (2023) reported 8 species of ants belonging to seven genus and two subfamilies. Chavhan *et al.* (2010), reported 34 species of 20 genera from Amravati city representing five subfamilies Myrmicinae, Formicinae, Ponerinae, Dolichoderinae and Pseudomyrmicinae.

## Materials and Methods

### Study Area

Umarkhed is a taluka in the Yavatmal district of Maharashtra, India. It is located at approximately 19.6°N latitude and 77.7°E longitude, with an average elevation of 416 meters (1,364 feet) above sea level. Umarkhed is a municipal town situated near the Painganga River and serves as a tehsil headquarters. It lies about 110 km from Yavatmal and 72 km from Nanded. Geographically, Umarkhed is characterized by a diverse landscape, being surrounded by hills and ghats on three sides, while one side opens into a plain region. The area becomes particularly scenic during the monsoon season, showcasing rich natural beauty. A notable nearby attraction is the Sahastrakund Waterfall on the Painganga River near Jewali village, located approximately 50 km from Umarkhed.

The region experiences a tropical climate with extreme seasonal variations. Summers are typically very hot, with temperatures rising up to 45°C, whereas winters are relatively cool, with temperatures ranging between 8°C and 12°C.

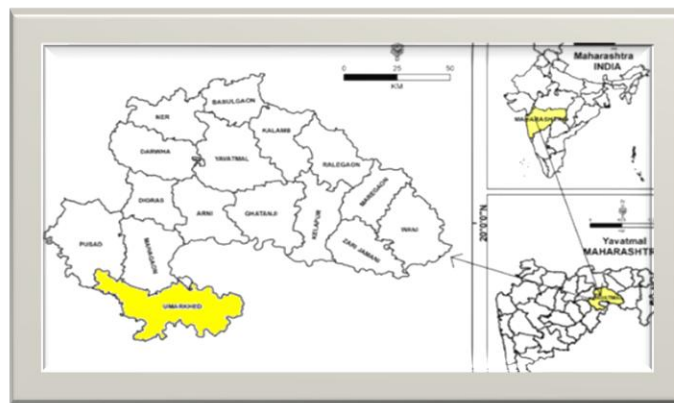


Figure 1: Study area

### Collection

Ants were sampled twice a month from July 2022 to March 2023 across different habitats in the Umarkhed region, District Yavatmal, Maharashtra, India. The study sites included ecological habitats such as agricultural fields, forest areas, and human settlements. Sampling was conducted during daytime hours (8:00 AM to 4:00 PM) using standard methods including handpicking, scented traps, and all-out search techniques to ensure comprehensive collection.

Collected specimens were carefully sorted and preserved in 70% alcohol for further analysis. Identification of ant species was carried out using a microscope with the help of standard taxonomic keys provided by Bolton (1994), Hölldobler and Wilson (1990), Mathew and Tiwari (2000), and Sheela (2008). Detailed records of locality, habitat type, and relative visual abundance were maintained for each species. The collected data were used to prepare a checklist and to analyze species composition, richness, and diversity indices across different habitat types for comparative assessment.

### **Result and Discussion**

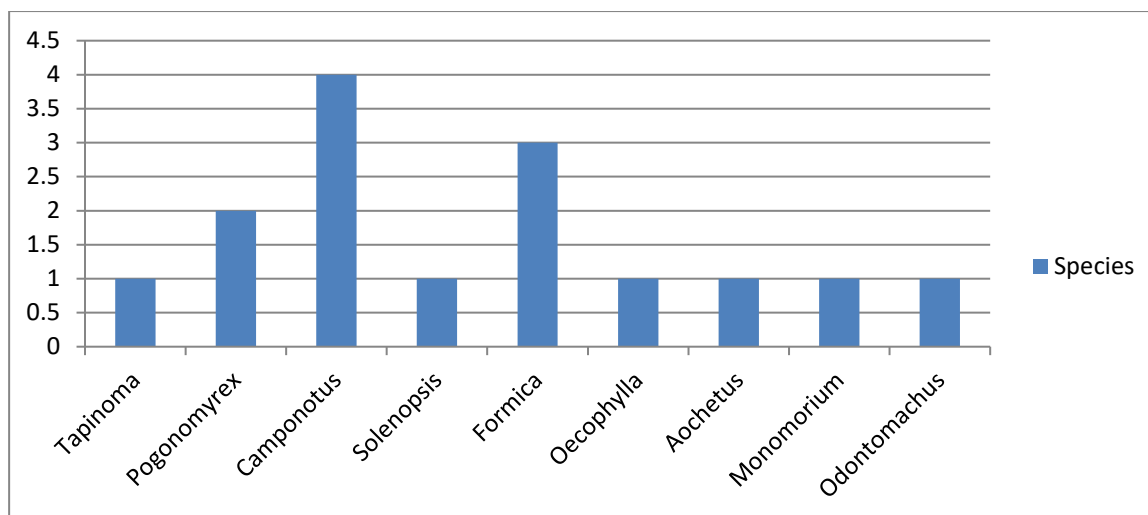
The study reveals that there are 14 species of ants belonging 8 genera, which belongs from Formicidae family and 4 different subfamilies these are Dolichoderinae, Myrmicinae, Formicinae, and Ponerinae. The species encountered in study are include *Tapinoma melanocephalum*, *Pogonomyrex barbatus*, *Camponotus pennsylvanicus*, *Monomorium pharaonis*, *Oecophylla smaragdina*, *Camponotus vagus*, *Camponotus floridanus*, *Camponotus japonicus*, *Solenopsis invicta*, *Formica ligniperda*, *Achetus daedalus*, *Formica hystrix*, *Shannon wiener*. The Formicinae subfamily exhibited the highest taxonomic richness in this study, characterized by a diverse range of species including *Camponotus pennsylvanicus*, *C. vagus*, *C. floridanus*, and *C. japonicus*. Other notable representatives of this group were the arboreal *Oecophylla smaragdina* (weaver ant) and the ground-dwelling *Formica ligniperda*. Subfamily Myrmicinae was represented by species *Pogonomyrex barbatus*, *Monomorium pharaonis*, *Solenopsis invicta* and *Formica hystrix*. Whereas subfamily Dolichoderinae *Tapinoma melanocephalum* was presented by species, and subfamily Aenictinae by species *Achetus daedalus*. diversity indices, Agriculture site, at forest and at human habitat. 8 ant species were collected from the forest and grassland, 6 from human habitats (Table 1). The genus *Camponotus* were record of four species in all the study area. These ants are called as Carpenter ants because of their “Nesting Behaviors”. They dwell in the tree trunks, living and making space inside, but do not feed on the wood. Tree hollow, tree holes and dead limbs are the most common nesting site. The Carpenter ants are important insect pests causing damages in building (Lee and Tan, 2004).

Few genera are confined to few localities or habitat types, such as *Oecophylla smaragdina* the (Weaver ant) recorded in GSG College campus and near by agricultural area but not in grassland and in the human habitation area. Weaver ants nest is formed basically of living leaves and stems bound together with larval silk (Krebs, 1999). In this study, it was found a least of Weaver ants nests hanging on the trees in GSG College campus in summer season, because of being an aggressive predator and territory defense, they sometimes drop down from their nests and tree branches onto the ground for foraging and defense. Some of the ants which are reported as an important urban pest related to with human communities are Pharaoh ant *Monomorium pharaonis* and Pharaoh ants *Tapinoma melanocephalum* Ghost ant are found in the study in the most of

locality. The Pharaoh ants are omnivores feeding on wide varieties of food. They are found living outdoor sometimes, locating near rotten blogs or in piles of lumber. These ants may bite but rarely sting. Ghost ants are predator. They feed on small insect eggs. They do not bite or sting. Usually, they outdoors, are nesting in the soil at the base of trees, rotten wood, decayed tree parts or beneath leaf litter. Both the Ghost ant and the Pharaoh ants infest into buildings and create nuisances (Lee and Tan, 2004).

**Table 1: Checklist of Ant Species (Family: Formicidae) Recorded from the Study Area**

Family	Subfamily	Genus / Species	Common Name
Formicidae	Dolichoderinae	<i>Tapinoma melanocephalum</i> (Johan Christian Fabricius 1793)	Ghost ant
Formicidae	Myrmicinae	<i>Pheidole sykesi</i> (Westwood, 1839)	Indian Harvester Ant
Formicidae	Formicinae	<i>Camponotus pennsylvanicus</i> (De Geer, 1773)	black carpenter ant
Formicidae	Myrmicinae	<i>Monomorium pharaonis</i> (Linnaeus, 1758)	Pharaoh ant
Formicidae	Formicinae	<i>Oecophylla smaragdina</i> (Fabricius, 1775)	weaver ant
Formicidae	Formicinae	<i>Camponotus vagus</i> (Scopoli, 1763)	Black carpenter ant
Formicidae	Formicinae	<i>Camponotus floridanus</i> (S.B. Buckley 1866)	Florida carpenter ant
Formicidae	Formicinae	<i>Camponotus japonicus</i> (Mayr 1866)	Japanese carpenter ant
Formicidae	Myrmicinae	<i>Solenopsis invicta</i> (William Buren 1972)	Red imported fire ant (or RIFA)
Formicidae	Formicinae	<i>Formica ligniperda</i> (Latreille, 1802)	Brown-black carpenter ant or European carpenter ant.
Formicidae	Aenictinae	<i>Aochetus daedalus</i>	Trap-jaw ant.
Formicidae	Myrmicinae	<i>Formica hystrix</i> (Latreille, 1802)	Leaf-cutter ant



**Figure 1: Species Richness of Ant Species (Family: Formicidae) from the Study Area**

In Umardhed (Maharashtra), the ecological landscape features a mix of invasive and native species with distinct survival strategies. *Solenopsis invicta* (Red Imported Fire Ant) is a globally invasive pest that has established a presence in India, frequently colonising human-altered environments like agricultural land and gardens. These ants are notoriously aggressive, utilizing coordinated stinging to protect their nests. A unique adaptation of this species is its ability to form "living rafts" by linking their bodies, allowing the entire colony to float and survive heavy monsoon floods. Contrasting with this invader is the native Indian Harvester Ant (*Pheidole sykesii*), which is widely distributed across Maharashtra. This species has evolved a different defense against the monsoon: it builds concentric soil walls around its nest entrance to prevent water from flooding its underground chambers. As a specialized granivore, it collects and stores various seeds, often biting off the radicles to ensure they do not germinate within the nest. The name "Formica hystrix" does not correspond to a recognized ant species in the Myrmicinae subfamily; instead, it is most likely a reference to the Indian Crested Porcupine (*Hystrix indica*). This large, nocturnal rodent is native to the rocky terrains and forests of Maharashtra. It is well known for its defensive behavior, which includes rattling and erecting its sharp quills and, if pushed, charging backward to injure predators.

*Camponotus ligniperda* is a massive European carpenter ant that thrives in sunny forest edges, nesting primarily in dry wood or under stones and displaying fierce territorial aggression alongside a slow, multi-year colony growth cycle. In contrast, *Anochetus daedalus* is a specialized trap-jaw ant endemic to India's Western Ghats, distinguished by the elaborate, labyrinth-like mud entrances it builds on forest banks to protect its small, cryptic colonies. While the former is a generalist scavenger that relies on sheer size and mandible strength, the latter is a precision hunter using lightning-fast jaw snaps to capture prey within its tropical evergreen habitat.

Ants perform numerous ecological roles that are beneficial to humans, including the suppression of pest populations and the improvement of soil structure through aeration and turnover. These activities contribute significantly to ecosystem stability and agricultural productivity. The present study provides valuable baseline information on the availability and diversity of ant species in the Umarched region. The environs of Umarched Taluka appear to be rich in ant fauna, indicating the need for more detailed and extensive studies to better understand their diversity, distribution, and ecological significance.

### Conclusion

Research into Formicidae provides critical insights into their multifaceted contributions to both human society and ecosystem stability. Ants function as essential soil engineers and ecological regulators, maintaining the environmental health necessary for diverse life forms. However, escalating anthropogenic interference and rapid climatic shifts have placed numerous species at a heightened risk of endemism and extinction. Consequently, there is a prioritised need for regional conservation strategies aimed at preserving existing populations and enhancing overall species richness to ensure long-term environmental resilience.

### References

1. Chanda, A. (2017). A study on ants (*Hymenoptera: Formicidae*) of Medinipur, West Bengal, India. *International Journal of Entomology Research*. ISSN: 2455-4758.
2. Chavan, S., Syeda, G., & Jondhale, S. (2018). Diversity and distribution of ants (*Hymenoptera: Formicidae*) from Nanded region, Maharashtra, India. *International Journal of Entomology Research*, 3(3), 47–51.
3. Chavhan, A., Pawar, S. S., & Baig, M. M. (2010). Ant species richness around Amravati city, Maharashtra, India. *Nature Precedings*. hdl:10101/npre.2010.5491.1.
4. Chavhan, A., & Pawar, S. S. (2011). Distribution and diversity of ant species (*Hymenoptera: Formicidae*) in and around Amravati city of Maharashtra, India. *World Journal of Zoology*, 6(4), 395–400.
5. Dad, J. M., Shahid Ali Akbar, Himender, B., & Aijaz Ahmad Wachkoo (2019). Community structure and ant species diversity across select sites of Western Ghats, India. *Acta Ecologica Sinica*, 39(3), 219–228.
6. Ghait, S. N., & Kale, G. B. (2015). Ant species diversity according to disturbance gradients in and around Shegaon, Maharashtra, India. *International Journal of Scientific and Technology Research*, 4(11), 62–65.
7. Guénard, B. H., Bharti, M., & Economo, E. P. (2016). An updated checklist of the ants of India with their specific distributions (*Hymenoptera: Formicidae*). *ZooKeys*, 551, 1–83.

8. Khot, K., & Somani, V. (2013). Ant diversity in an urban garden at Mumbai, Maharashtra. In *National Conference on Biodiversity: Status and Challenges in Conservation* (ISBN: 978-81-923628-1-6).
9. Lee, C. Y., & Tan, E. (2004). *Guide to urban pest ants of Singapore* (p. 40).
10. Meshram, H., Chavahan, P., Sangode, V., & Khandwekar, V. (2015). Distribution of ant fauna in different terrestrial ecosystems in and around Nagpur city, Maharashtra, India. *Journal of Entomology and Zoology Studies*, 3(2), 215–218.
11. Patil, R. P., Ingale, A., & Khyade, V. B. (2018). Species of ants (*Hymenoptera: Formicidae*) in the campus of Nakshatra Garden of Baramati, India. *International Academic Journal of Science and Engineering*, 5(2), 30–41.
12. Pawar, A., Sontakke, G. K., & Wali, B. (2022). Diversity of ant species in Radhanagari Tehsil, District Kolhapur, Maharashtra, India. *JFANS International Journal of Food and Nutritional Sciences*. ISSN Print: 2319-1775; Online: 2320-7876.
13. Ratnaparkhi, P. P., & Kale, G. (2018). Study of ant diversity in various localities of Akola, Maharashtra, India. *International Journal of Science and Healthcare Research*, 3(4). ISSN: 2455-7587.
14. Ravi, N., Sravanthy, C., Sammaiah, C., & Thirupathaiah, M. (2015). Biodiversity of ants (*Insecta: Hymenoptera*) in agro-ecosystem and grassland in Jammikunta, Karimnagar District, Telangana, India. *Journal of Environment*, 4(1), 11–16.
15. Sonune, B. V., & Chavan, R. J. (2016). Distribution and diversity of ants (*Hymenoptera: Formicidae*) around Gautala Autramghat Sanctuary, Aurangabad, Maharashtra, India. *Journal of Entomology and Zoology Studies*, 4(2), 361–364.
16. Suma, A., Dev, S. A., Shenoy, M., & Borges, R. M. (2010). Genetic and clonal diversity of the endemic ant-plant *Humboldtia brunonis* (Fabaceae) in the Western Ghats of India. *Journal of Biosciences*, 35, 267–279.
17. Thete, K. D., Khemnar, R. S., & Parkhe, S. B. (2022). Diversity of ants (*Hymenoptera: Formicidae*) from various localities of Rahata, Maharashtra, India. *IJBPAS*, 11(7), 3090–3097.

## **EDUCATIONAL TECHNOLOGY AS A CATALYST FOR TRANSFORMING SCIENTIFIC LEARNING**

**Rajeev Kumar**

Department of Education,

School of Education and Humanities, IFTM University, Moradabad, Uttar Pradesh (India)

Corresponding author E-mail: [rajeevk5893@gmail.com](mailto:rajeevk5893@gmail.com)

### **Abstract**

Educational technology has become a transformative force in modern education, particularly in the field of scientific learning. This chapter examines how educational technology can improve science education's efficacy, quality, and accessibility. It demonstrates how creative, learner-centered approaches backed by digital tools and platforms are displacing conventional science teaching techniques. Artificial intelligence, online learning platforms, virtual laboratories, multimedia materials, and simulations are all mentioned as important facilitators of interactive and immersive learning. In addition to discussing cutting-edge techniques like flipped classrooms, blended learning, gamification, and project-based learning, it showcases a variety of educational technology used in science education. Additionally highlighted are the advantages of educational technology, such as enhanced conceptual comprehension, higher student engagement, individualized learning, and the development of 21st-century skills. The chapter also discusses important concerns such as inadequate infrastructure, the digital divide, inadequate teacher preparation, and problems with data security and accessibility. Techniques for successfully incorporating technology into scientific education are suggested, with an emphasis on inclusive practices, curricular alignment, and teacher readiness. The chapter concludes by examining new developments like data-driven learning systems, immersive technology, and artificial intelligence.

**Keywords:** Educational Technology, Scientific Learning, Technology-Enhanced Learning, Digital Learning Tools.

### **1. Introduction**

Rapid improvements in digital technology are driving a substantial revolution in education in the twenty-first century. The use of educational technology has revolutionized the creation, dissemination, and comprehension of knowledge across a number of fields, but scientific learning has profited most. The methodical application of digital resources, technical tools, and creative pedagogical approaches to improve teaching and learning processes is known as educational technology. It is now a crucial component in making scientific education more participatory, interesting, and approachable.

Textbook-based instruction, teacher-centered methods, and few laboratory experiences were the mainstays of science education in the past. However, these approaches frequently failed to help students develop critical thinking abilities and a deeper conceptual grasp. Scientific learning has moved toward inquiry-based, immersive, and student-centered methods with the introduction of digital technologies including simulations, virtual laboratories, multimedia information, and online learning platforms [1]. With the use of these tools, students can perform experiments in virtual settings, visualize complicated scientific phenomena, and participate in problem-solving exercises that mimic actual scientific procedures.

Global organizations like UNESCO, which highlights the role of digital tools in promoting quality and inclusive education, have extensively acknowledged the significance of educational technology in scientific learning [16]. In a similar vein, the Organization for Economic Co-operation and Development emphasizes that integrating technology improves students' scientific literacy, encourages creativity, and gets them ready for a society that relies on knowledge [12]. These viewpoints highlight the increasing necessity of successfully integrating technology into science education institutions across the globe.

Moreover, the emergence of advanced technologies such as artificial intelligence (AI), augmented reality (AR), and virtual reality (VR) is further transforming scientific learning by offering personalized and immersive learning experiences [5]. AI-powered platforms can adapt to individual learning needs, while AR and VR allow students to explore microscopic structures, space environments, and complex scientific processes in a highly interactive manner. Such innovations not only enhance understanding but also increase student motivation and engagement.

Despite these advancements, the integration of educational technology in scientific learning is not without challenges. Issues such as lack of infrastructure, digital divide, insufficient teacher training, and concerns regarding data privacy and ethical use of technology continue to hinder its effective implementation [14]. Therefore, it is essential to adopt strategic approaches that ensure equitable access, proper training, and meaningful use of technology in education.

In this context, this chapter aims to explore how educational technology acts as a catalyst for transforming scientific learning. It examines the concept and applications of educational technology, along with its benefits, challenges, and future trends. By providing a comprehensive understanding, the chapter seeks to highlight the potential of educational technology in fostering scientific inquiry, innovation, and lifelong learning.

#### **Major Objectives of the Chapter:**

- To examine the concept and significance of educational technology in the context of scientific learning.
- To analyze the nature and characteristics of scientific learning and its evolving pedagogical approaches.

- To explore the role and types of educational technologies used in enhancing science education.
- To identify the benefits, challenges, and limitations of integrating technology into scientific learning.
- To suggest effective strategies and future directions for the successful implementation of educational technology in science education.

## **2. Concept of Educational Technology and Scientific Learning**

**Educational technology** refers to the systematic use of technological tools, digital resources, and innovative methods to improve teaching and learning processes. It is not limited to the use of devices such as computers or projectors; rather, it involves the application of scientific knowledge, instructional design, and technological resources to enhance learning outcomes.

According to Association for Educational Communications and Technology (AECT), educational technology is defined as “the study and ethical practice of facilitating learning and improving performance by creating, using, and managing appropriate technological processes and resources” [6]. This definition highlights that educational technology is both a process and a practice, focusing on effective learning rather than merely the use of tools.

Similarly, UNESCO emphasizes that educational technology involves the use of modern technologies to support education in a systematic and pedagogically sound manner [16]. Thus, educational technology integrates technology, pedagogy, and content knowledge to create meaningful learning experiences.

**Scientific learning** refers to the process through which learners acquire knowledge, skills, attitudes, and values related to science by engaging in systematic inquiry, observation, experimentation, and reasoning. It goes beyond memorizing scientific facts and focuses on understanding concepts, applying knowledge, and developing a scientific approach to problem-solving.

According to National Research Council [11], scientific learning involves engaging students in practices such as asking questions, developing models, conducting investigations, analyzing data, and constructing explanations. This approach helps learners understand not only scientific content but also how scientific knowledge is developed.

UNESCO emphasizes that science education should promote inquiry, critical thinking, and the ability to apply knowledge to real-life situations [16]. Thus, scientific learning is an active, dynamic, and continuous process.

In the modern era, scientific learning is closely linked with the development of 21st-century skills, such as critical thinking, collaboration, creativity, and digital literacy. The integration of technology has further expanded the scope of scientific learning by providing access to virtual labs, simulations, and global scientific resources. Organizations like Organisation for Economic Co-operation and Development emphasize the importance of scientific literacy as a key

competency required for active participation in society and informed decision-making [12]. Scientific learning, therefore, is not only about acquiring knowledge but also about preparing learners to address global challenges such as climate change, health issues, and technological advancements.

### **3. Role of Educational Technology in Scientific Learning**

Educational technology plays a transformative role in scientific learning by making teaching and learning more interactive, engaging, and effective. It facilitates a shift from traditional teacher-centered approaches to learner-centered and inquiry-based methods. Through digital tools, complex scientific concepts become easier to understand, improving overall learning outcomes.

- **Enhancing Conceptual Understanding:** Educational technology improves conceptual clarity by enabling visualization of abstract scientific ideas. Tools such as animations, simulations, and multimedia help students understand complex phenomena like molecular structures and planetary motion more effectively than traditional methods [8].
- **Promoting Inquiry-Based and Experiential Learning:** Technology supports inquiry-based learning by providing virtual laboratories and simulation environments where students can experiment, test hypotheses, and analyze data. This promotes “learning by doing,” which is central to scientific learning [7].
- **Facilitating Personalized Learning:** Adaptive learning systems and AI-based tools allow instruction to be tailored to individual learner needs. Students can learn at their own pace and receive personalized feedback, enhancing learning effectiveness [5].
- **Increasing Student Engagement and Motivation:** Interactive tools such as quizzes, games, and simulations increase student engagement. Gamification elements like rewards and badges further motivate learners and improve participation in science education [4].
- **Supporting Collaborative Learning:** Educational technology enables collaboration through online discussions, group projects, and shared digital platforms. This fosters peer learning and enhances communication skills among students [17].
- **Improving Accessibility and Inclusivity:** Technology makes scientific learning accessible to diverse learners by providing flexible, anytime-anywhere access and supporting assistive tools. Organizations like UNESCO emphasize its role in promoting inclusive education [16].
- **Enabling Real-Time Assessment and Feedback:** Digital tools enable continuous assessment through online quizzes and automated feedback. Learning analytics help track student progress and allow timely instructional adjustments [12].
- **Bridging Theory and Practice:** Simulations and virtual labs help connect theoretical knowledge with practical application, allowing students to engage in realistic scientific problem-solving [3].

- **Facilitating Remote and Blended Learning:** Educational technology enables flexible learning through online and blended modes, ensuring continuity of scientific learning beyond traditional classrooms [9].
- **Encouraging Innovation and Research Skills:** Access to digital resources and data tools supports research-oriented learning, helping students develop inquiry and innovation skills essential in science [14].
- **Enhancing Teacher Effectiveness:** Technology provides teachers with digital resources, assessment tools, and professional development opportunities, enabling more effective and engaging science instruction [1].

#### **4. Innovative Practices in Technology-Enhanced Scientific Learning**

Innovative practices in technology-enhanced scientific learning involve the integration of digital tools with modern pedagogical approaches to make science education more interactive, meaningful, and effective. These practices move beyond traditional teaching methods and focus on developing higher-order skills such as critical thinking, problem-solving, and real-world application of scientific knowledge. Educational technology supports flexible, learner-centered, and collaborative environments that enhance both teaching and learning processes. Organizations such as UNESCO highlight that innovative uses of technology significantly improve learning experiences and prepare students for future scientific and technological challenges [16]. The major innovative practices are as follows:

- **Flipped Classroom Approach:** The flipped classroom is an innovative instructional strategy in which traditional teaching is reversed. Instead of receiving lectures in the classroom, students first engage with instructional content at home through videos, recorded lectures, or other digital materials. Classroom time is then utilized for discussions, problem-solving, experiments, and collaborative activities. This approach allows students to actively engage with scientific concepts, clarify doubts, and apply knowledge under the guidance of the teacher. As a result, it promotes deeper understanding and encourages students to take responsibility for their own learning [2].
- **Blended Learning Models:** Blended learning combines face-to-face classroom instruction with online learning experiences, creating a flexible and enriched learning environment. In scientific learning, this approach allows students to interact with digital simulations, online assessments, and multimedia resources alongside traditional laboratory work and classroom teaching. Blended learning supports personalized learning by enabling students to access content at their own pace while also benefiting from teacher guidance. Research suggests that such integration improves engagement and academic performance [9].
- **Gamification in Science Education:** Gamification involves incorporating game elements such as points, badges, leaderboards, and challenges into the learning process. In science

education, gamification transforms complex and abstract topics into engaging and interactive experiences. Through educational games and simulations, students become more motivated to participate actively in learning activities. This approach enhances retention, fosters curiosity, and makes learning enjoyable, thereby improving overall learning outcomes [4].

- **Problem-Based Learning (PrBL) Using Digital Tools:** Problem-based learning focuses on engaging students in solving real-life scientific problems through inquiry and investigation. With the support of digital tools such as simulations, online resources, and collaborative platforms, students can explore various solutions and develop a deeper understanding of scientific concepts. This approach encourages independent learning, analytical thinking, and the ability to apply knowledge in practical situations.
- **Use of Augmented Reality (AR) and Virtual Reality (VR):** Augmented Reality (AR) and Virtual Reality (VR) are emerging technologies that create immersive and interactive learning environments. In scientific learning, these technologies allow students to visualize complex concepts such as molecular structures, human anatomy, and astronomical systems in three dimensions. They also enable virtual laboratory experiments and field trips that may not be feasible in real life. Such immersive experiences enhance conceptual understanding and increase student engagement [13].
- **Use of Artificial Intelligence (AI) in Learning:** Artificial Intelligence is transforming education by enabling personalized and adaptive learning experiences. AI-based systems can analyze student performance and provide customized feedback, learning materials, and assessments. Intelligent tutoring systems and chatbots assist students in understanding complex scientific concepts at their own pace. This not only improves learning efficiency but also supports individualized learning pathways [5].
- **Virtual Laboratories and Remote Experiments:** Virtual laboratories allow students to conduct scientific experiments in a digital environment. These labs provide a safe, cost-effective, and flexible alternative to traditional laboratories, especially where resources are limited. Students can repeat experiments, explore different scenarios, and gain practical understanding without the constraints of time, space, or equipment availability. This approach enhances experiential learning and supports distance education [3].
- **Collaborative Learning through Digital Platforms:** Educational technology facilitates collaborative learning by enabling students to work together through online platforms. Tools such as discussion forums, video conferencing, and shared digital workspaces allow students to exchange ideas, solve problems collectively, and learn from each other. This collaborative approach reflects real-world scientific practices and helps develop communication and teamwork skills [17].

- **Use of Data Analytics and Real-Time Feedback:** Data analytics in education involves collecting and analyzing student performance data to improve learning outcomes. Digital tools provide real-time feedback, helping students identify their strengths and weaknesses. Teachers can use this information to adapt their teaching strategies and provide targeted support. This continuous assessment approach enhances learning effectiveness and ensures better academic achievement [15].

## **5. Challenges and Limitations of Educational Technology in Scientific Learning**

While educational technology has significantly enhanced scientific learning, its integration is accompanied by several challenges and limitations. These issues can affect the effectiveness, accessibility, and sustainability of technology-based education. Therefore, understanding these challenges is essential for ensuring meaningful and balanced use of technology in science education.

- **Digital Divide and Inequality:** One of the major challenges is the digital divide, which refers to unequal access to technology and internet connectivity among students. Learners from rural or economically weaker backgrounds may lack access to devices, reliable internet, or digital resources. This inequality limits their ability to benefit from technology-enhanced scientific learning and creates disparities in educational outcomes. Organizations such as UNESCO emphasize the need to address digital inequality to ensure inclusive education [16].
- **Lack of Infrastructure and Resources:** Effective use of educational technology requires adequate infrastructure, including computers, smart classrooms, laboratories, and stable internet connectivity. In many educational institutions, especially in developing regions, such infrastructure is insufficient or outdated. This restricts the implementation of advanced technologies such as virtual labs and simulations, thereby limiting their potential benefits.
- **Insufficient Teacher Training and Digital Competence:** Teachers play a crucial role in integrating technology into scientific learning. However, many educators lack the necessary skills and training to effectively use digital tools. Without proper professional development, technology may be underutilized or misused, reducing its impact on learning outcomes. Continuous training is essential to develop teachers' technological and pedagogical competencies [10].
- **Resistance to Change:** Resistance from teachers, students, or institutions can hinder the adoption of educational technology. Some educators may prefer traditional teaching methods due to familiarity or lack of confidence in using technology. Similarly, institutions may be slow to adopt new technologies due to financial or administrative constraints. This resistance can delay innovation in scientific learning.

- **Overdependence on Technology:** Excessive reliance on technology can negatively affect learning. Students may become dependent on digital tools for answers rather than developing critical thinking and problem-solving skills independently. Moreover, reduced hands-on laboratory experiences may limit the development of practical scientific skills.
- **Technical Issues and Maintenance Problems:** Technical problems such as software failures, hardware malfunctions, and poor internet connectivity can disrupt the learning process. Frequent technical issues can lead to frustration among students and teachers and reduce the effectiveness of technology-based instruction.
- **Data Privacy and Security Concerns:** The use of digital platforms involves the collection and storage of student data, raising concerns about privacy and security. Unauthorized access, data breaches, and misuse of personal information are potential risks. Ensuring data protection and ethical use of technology is essential in educational settings [12].
- **High Cost of Implementation:** The adoption of advanced educational technologies can be expensive. Costs include purchasing devices, software licenses, infrastructure development, and maintenance. For many institutions, especially in developing countries, financial constraints make it difficult to implement and sustain technology-based learning systems.
- **Limited Interaction and Social Skills Development:** Excessive use of digital learning environments may reduce face-to-face interaction among students and teachers. This can affect the development of communication and social skills, which are essential for collaborative scientific work. A balance between digital and traditional methods is necessary.
- **Content Quality and Reliability Issues:** Not all digital educational content is accurate or reliable. Students may access incorrect or misleading scientific information online. Therefore, it is important for educators to guide students in evaluating credible sources and using authentic learning materials.

## **6. Strategies for Effective Integration of Educational Technology in Scientific Learning**

The effective integration of educational technology in scientific learning requires more than simply introducing digital tools into the classroom. It involves careful planning, alignment with educational goals, and continuous support for both teachers and learners. When used strategically, educational technology can significantly enhance scientific understanding, inquiry, and skill development. Global organizations such as UNESCO emphasize that successful integration depends on inclusive policies, teacher preparedness, and equitable access to resources.

- **Teacher Training and Professional Development:** One of the most critical strategies is ensuring that teachers are adequately trained to use educational technology effectively. Teachers need not only technical skills but also the ability to integrate technology with

pedagogy and subject content. Continuous professional development programs, workshops, and training sessions help educators stay updated with emerging tools and teaching strategies. The Technological Pedagogical Content Knowledge (TPACK) framework highlights the importance of combining technological, pedagogical, and content knowledge for effective teaching [10].

- **Curriculum Alignment and Instructional Planning:** For technology to be effective, it must be aligned with curriculum objectives and learning outcomes. Educational technology should support scientific concepts and not distract from them. Proper instructional planning ensures that digital tools are used meaningfully to enhance inquiry-based and experiential learning. When aligned with curriculum goals, technology becomes a powerful tool for improving conceptual understanding and application.
- **Selection of Appropriate Technologies:** Choosing suitable technologies is essential for effective integration. Tools should be selected based on their relevance to learning objectives, ease of use, accessibility, and cost-effectiveness. User-friendly and reliable technologies help both teachers and students engage more effectively in the learning process. Careful selection ensures that technology enhances rather than complicates scientific learning.
- **Promoting Student-Centered Learning Approaches:** Educational technology should be used to promote student-centered learning, where learners actively participate in the learning process. Strategies such as project-based learning, inquiry-based learning, and collaborative activities encourage students to explore, experiment, and construct knowledge independently. This approach enhances critical thinking, problem-solving, and scientific inquiry skills.
- **Ensuring Infrastructure and Technical Support:** Adequate infrastructure, including digital devices, internet connectivity, and technical support, is essential for smooth implementation. Without proper infrastructure, the benefits of educational technology cannot be fully realized. Institutions must invest in reliable systems and provide ongoing technical assistance to address issues promptly.
- **Encouraging Collaborative Learning Environments:** Technology can facilitate collaboration among students through online platforms, discussion forums, and shared digital workspaces. Encouraging collaborative learning helps students exchange ideas, work in teams, and develop communication skills. This approach reflects real-world scientific practices and enhances learning outcomes [17].
- **Continuous Assessment and Feedback:** Effective integration of technology includes the use of digital tools for assessment and feedback. Online quizzes, automated evaluations, and learning analytics provide immediate feedback to students, helping them identify their

strengths and areas for improvement. Continuous assessment allows teachers to monitor progress and adapt their teaching strategies accordingly [12].

- **Addressing the Digital Divide:** To ensure equitable learning opportunities, it is important to address issues related to the digital divide. Providing access to devices, internet connectivity, and affordable learning resources can help reduce inequalities. Inclusive strategies ensure that all students benefit from technology-enhanced scientific learning.
- **Promoting Ethical and Safe Use of Technology:** With increased use of digital tools, it is essential to promote ethical practices and ensure data privacy and security. Students should be educated about responsible use of technology, digital citizenship, and online safety. Institutions must also implement policies to protect user data and maintain secure learning environments [12].
- **Encouraging Innovation and Creativity:** Educational technology should be used to foster creativity and innovation in scientific learning. Tools such as simulations, coding platforms, and digital design applications enable students to experiment, create, and solve problems in innovative ways. Encouraging creativity helps students develop a deeper understanding of scientific concepts and prepares them for future challenges.
- **Institutional Support and Policy Implementation:** Strong institutional support is necessary for the successful integration of educational technology. This includes developing clear policies, providing funding, and encouraging leadership involvement. Institutions must create a supportive environment that promotes the effective use of technology in teaching and learning.
- **Continuous Monitoring and Evaluation:** Regular monitoring and evaluation of technology integration are essential to ensure its effectiveness. Feedback from teachers and students, along with performance data, can be used to improve strategies and address challenges. Continuous evaluation helps in refining practices and achieving better learning outcomes.

## **7. Future Trends in Educational Technology and Scientific Learning**

The future of educational technology in scientific learning is shaped by rapid advancements in digital innovation and changing educational needs. As science education becomes more interdisciplinary and skill-oriented, technology is playing a crucial role in transforming how knowledge is delivered and acquired. Emerging trends focus on personalization, interactivity, accessibility, and the development of 21st-century competencies. International organizations such as UNESCO emphasize that integrating advanced technologies is essential for preparing learners for future scientific and technological challenges.

- **Artificial Intelligence and Personalized Learning:** Artificial Intelligence (AI) is expected to become a central component of future scientific learning. AI-powered

systems can analyze students' learning behaviors and provide personalized content, adaptive assessments, and real-time feedback. Intelligent tutoring systems and virtual assistants support students individually, enabling them to learn at their own pace and according to their needs. This trend enhances learning efficiency and improves educational outcomes [5].

- **Immersive Technologies: AR, VR, and Mixed Reality:** Augmented Reality (AR), Virtual Reality (VR), and Mixed Reality (MR) are transforming scientific learning by creating immersive and interactive environments. These technologies allow students to visualize complex scientific phenomena, explore virtual laboratories, and conduct experiments in simulated settings. Such experiences make abstract concepts more concrete and significantly improve conceptual understanding and engagement [13].
- **Data-Driven Learning and Learning Analytics:** Future education systems will increasingly rely on data analytics to improve teaching and learning processes. Learning analytics tools collect and analyze data on student performance, enabling educators to identify learning gaps and provide targeted support. This data-driven approach allows for continuous assessment and informed decision-making, leading to better learning outcomes [15].
- **Expansion of Online and Blended Learning:** Online and blended learning models are expected to continue growing in scientific education. These approaches combine digital learning with traditional classroom methods, offering flexibility and accessibility. Virtual classrooms, remote laboratories, and online resources enable students to learn anytime and anywhere, making science education more inclusive and adaptable [9].
- **Gamification and Interactive Learning Environments:** Gamification and interactive learning tools are becoming more advanced and widely used. By incorporating game elements into scientific learning, educators can increase student motivation, engagement, and retention. Interactive environments encourage active participation and make learning more enjoyable and effective [4].
- **Integration of STEM and Interdisciplinary Learning:** The future of scientific learning emphasizes the integration of science, technology, engineering, and mathematics (STEM) into a unified approach. Technology enables interdisciplinary learning through simulations, coding platforms, and real-world problem-solving activities. This approach fosters innovation, creativity, and practical application of knowledge. The Organisation for Economic Co-operation and Development highlights the importance of STEM education for future workforce readiness [12].
- **Microlearning and Flexible Learning Models:** Microlearning, which involves delivering content in small, focused units, is gaining popularity in scientific education. This approach allows learners to grasp specific concepts quickly and efficiently.

Combined with flexible learning models, microlearning supports self-paced and personalized learning experiences, making education more adaptable to individual needs.

- **Emphasis on Ethical Use of Technology and Digital Citizenship:** As technology becomes more integrated into education, there is a growing focus on ethical use, data privacy, and digital citizenship. Students must be educated about responsible use of digital tools, protection of personal data, and maintaining academic integrity. Ensuring ethical practices is essential for creating a safe and trustworthy learning environment [12].
- **Smart Classrooms and Digital Learning Ecosystems:** Smart classrooms equipped with advanced technologies such as interactive boards, IoT devices, and cloud-based platforms are becoming more common. These environments support seamless interaction, real-time collaboration, and efficient resource management. Digital ecosystems connect students, teachers, and content in an integrated learning environment, enhancing the overall learning experience.

### **Conclusion**

In today's educational environment, educational technology has emerged as a powerful catalyst for transforming science learning. Its integration has shifted education from rote memorization and passive instruction toward interactive, inquiry-based, and learner-centered approaches. Modern tools such as simulations, virtual laboratories, multimedia resources, and artificial intelligence have made abstract scientific concepts more accessible, engaging, and easier to understand. These innovations not only enhance conceptual clarity but also promote critical thinking, problem-solving, creativity, and collaboration—essential competencies for the twenty-first century. Approaches like project-based learning, flipped classrooms, and blended learning further strengthen students' ability to apply scientific knowledge in real-world contexts. Additionally, educational technology supports flexibility and inclusivity by enabling personalized learning experiences and providing access to diverse learning resources.

However, several challenges persist, including limited infrastructure, the digital divide, insufficient teacher training, and concerns related to data security and overdependence on technology. Addressing these issues requires strategic planning, investment in resources, continuous professional development for educators, and the implementation of inclusive educational policies.

Global organizations such as UNESCO and OECD emphasize the importance of effectively integrating technology into education to enhance learning outcomes. When used thoughtfully, educational technology can significantly improve scientific literacy, foster innovation, and prepare students to meet future challenges.

### **References**

1. Bates, A. W. (2019). *Teaching in a digital age: Guidelines for designing teaching and learning* (2nd ed.). Tony Bates Associates Ltd.

2. Bergmann, J., & Sams, A. (2012). *Flip your classroom: Reach every student in every class every day*. International Society for Technology in Education.
3. de Jong, T., Linn, M. C., & Zacharia, Z. C. (2013). Physical and virtual laboratories in science and engineering education. *Science*, 340(6130), 305–308.
4. Deterding, S., Dixon, D., Khaled, R., & Nacke, L. (2011). From game design elements to gamefulness: Defining “gamification.” In *Proceedings of the 15th International Academic MindTrek Conference* (pp. 9–15).
5. Holmes, W., Bialik, M., & Fadel, C. (2024). *Artificial intelligence in education: Promises and implications for teaching and learning*. Center for Curriculum Redesign.
6. Januszewski, A., & Molenda, M. (Eds.). (2008). *Educational technology: A definition with commentary*. Lawrence Erlbaum Associates.
7. Kolb, D. A. (1984). *Experiential learning: Experience as the source of learning and development*. Prentice Hall.
8. Mayer, R. E. (2020). *Multimedia learning* (3rd ed.). Cambridge University Press.
9. Means, B., Toyama, Y., Murphy, R., & Baki, M. (2013). The effectiveness of online and blended learning: A meta-analysis of the empirical literature. *Teachers College Record*, 115(3), 1–47.
10. Mishra, P., & Koehler, M. J. (2006). Technological pedagogical content knowledge: A framework for teacher knowledge. *Teachers College Record*, 108(6), 1017–1054.
11. National Research Council. (2012). *A framework for K–12 science education: Practices, crosscutting concepts, and core ideas*. National Academies Press.
12. Organisation for Economic Co-operation and Development. (2024). *Digital education outlook 2024*. OECD Publishing.
13. Radianti, J., Majchrzak, T. A., Fromm, J., & Wohlgenannt, I. (2020). A systematic review of immersive virtual reality applications for higher education: Design elements, lessons learned, and research agenda. *Computers & Education*, 147, 103778.
14. Selwyn, N. (2021). *Education and technology: Key issues and debates* (3rd ed.). Bloomsbury Academic.
15. Siemens, G., & Long, P. (2011). Penetrating the fog: Analytics in learning and education. *EDUCAUSE Review*, 46(5), 30–40.
16. UNESCO. (2023). *Global education monitoring report 2023: Technology in education—A tool on whose terms?* United Nations Educational, Scientific and Cultural Organization.
17. Vygotsky, L. S. (1978). *Mind in society: The development of higher psychological processes*. Harvard University Press.

## **IDEAS FOR A CHANGING WORLD: INNOVATIONS IN NATURAL SCIENCE**

**Anil Shashikant Hiragond**

Department of Chemistry,  
Khare Dhare Bhosale College Guhagar, Dist.-Ratnagiri  
Corresponding author E-mail: [hirgondanil@gmail.com](mailto:hirgondanil@gmail.com)

### **Abstract**

The accelerating pace of global changes due to climate shifts, biodiversity loss, and resource depletion demands innovative solutions rooted in natural science. This manuscript explores key scientific ideas that hold promise for addressing environmental and societal challenges in the coming decades. It highlights advances in renewable energy technologies, climate adaptation strategies, ecosystem restoration and biotechnology. These ideas not only aim to mitigate adverse impacts but also to foster sustainable development. By integrating interdisciplinary research and leveraging natural processes, these solutions can contribute to a resilient, adaptive world. The paper emphasizes the transformation from traditional resource exploitation toward biomimicry, circular economy models, and intelligent environmental monitoring systems. It further discusses the role of emerging scientific methodologies such as CRISPR gene editing, carbon capture and storage (CCS), and real-time Earth observation for early-warning systems. Through a comprehensive review and strategic synthesis, this study intends to guide policy-makers, researchers, and educators in prioritizing science-driven innovations conducive to a changing world.

**Keywords:** Renewable Energy, Ecosystem Restoration, Climate Adaptation, Biotechnology.

### **Introduction**

In order to comprehend and address the urgent problems of the twenty-first century, the natural sciences are essential. Issues such as climate change, population growth, environmental degradation, and biodiversity loss disrupt the balance of ecosystems and threaten human welfare. This manuscript presents scientific ideas and innovations that are pivotal for adapting to and shaping our evolving world. It emphasizes how natural science offers the fundamental understanding and useful instruments required for sustainable innovation.

### **Rationale of the Study**

To determine the most important scientific concepts and advancements tackling the world's environmental problems. To examine the ways in which solutions based on natural science can advance resilience and sustainability. To offer a framework that connects policy, technology, and

research for a world that is changing. To encourage multidisciplinary methods that use natural processes to solve challenging issues.

### **Methodology**

Using an integrative literature review methodology, this study synthesizes findings from case studies, scientific reports, and recent peer-reviewed research articles published within the last ten years (2015–2025). The approach focuses on four thematic areas: renewable energy, ecosystem restoration, climate adaptation, and biotechnology. Data sources include scientific databases, government reports, and international environmental assessments. Qualitative content analysis identifies emerging trends, technological advances, and practical applications relevant to natural science innovations.

### **Discussion**

Renewable energy technologies such as solar photovoltaics, wind turbines, and bioenergy systems have rapidly developed, reducing dependency on fossil fuels and lowering greenhouse gas emissions. Novel materials and design improvements continue to enhance efficiency and affordability. Ecosystem restoration employs natural processes to recover degraded habitats, improving biodiversity and ecosystem services. Techniques like assisted migration and rewilding address changing climatic conditions. Climate adaptation initiatives use predictive modeling and real-time monitoring to prepare communities for extreme weather and sea-level rise. Biotechnology, including CRISPR gene editing, offers potential for accelerating crop resilience and mitigating pests, while carbon capture technologies aim to remove and store atmospheric CO<sub>2</sub> effectively. These scientific ideas also emphasize circular economy principles by reducing waste and reusing materials through innovative bio-based products and recycling processes.

### **Conclusion**

Natural science-based innovations are imperative for addressing the world's environmental challenges. The integration of renewable energy, ecosystem restoration, climate adaptation, and biotechnology demonstrates a holistic pathway toward sustainable development. Future research should focus on scaling up these technologies, improving interdisciplinary collaboration, and embedding scientific insights into global policy frameworks. It is critical to enhance public awareness and education on these scientific solutions to drive widespread adoption. Investing in monitoring and data-driven decision-making will ensure adaptive management in a dynamic environment. The manuscript advocates for increased funding in natural science research and stronger partnerships between scientists, governments, and industry to secure a resilient future.

### **References:**

1. Intergovernmental Panel on Climate Change. (2022). *Climate change 2022: Mitigation of climate change. Contribution of Working Group III to the Sixth Assessment Report of the Intergovernmental Panel on Climate Change*. Cambridge University Press.

2. Smith, P., *et al.* (2020). Agricultural and technological innovations to feed the world in a changing climate. *Nature Food*, 1(3), 133–139.
3. Rockström, J., *et al.* (2017). A roadmap for rapid decarbonization. *Science*, 355(6331), 1269–1271.
4. Pearson, R. G., *et al.* (2018). Enhancing biodiversity conservation by integrating ecosystem restoration and predicting species' range shifts. *Ecological Applications*, 28(7), 1753–1763.
5. Rolfo, G., & Silva, F. (2021). Biotechnological approaches for climate adaptation. *Biotechnology Advances*, 47, 107704.
6. Hoegh-Guldberg, O., *et al.* (2018). Impacts of 1.5°C global warming on natural and human systems. *Nature Climate Change*, 8(12), 1029–1036.
7. Tilman, D., Balzer, C., Hill, J., & Befort, B. L. (2011). Global food demand and the sustainable intensification of agriculture. *Proceedings of the National Academy of Sciences*, 108(50), 20260–20264.
8. Foley, J. A., *et al.* (2011). Solutions for a cultivated planet. *Nature*, 478(7369), 337–342.

# **CINECRAFT: AN AGENTIC AI COMMAND-BASED PLANNING ASSISTANT FOR CINEMATOGRAPHY IN THE INDUSTRY 5.0 ERA**

**Suvarna Kisan Thakur**

Department of Information Technology,

Dr. Babasaheb Ambedkar Technological University, Lonere, Maharashtra, India

Corresponding author E-mail: [suvarnathakur@dbatu.ac.in](mailto:suvarnathakur@dbatu.ac.in)

## **Abstract**

The evolving landscape of creative industries requires intelligent, adaptive tools that enhance efficiency while preserving artistic vision. This chapter presents Cinecraft, an agentic AI-powered command-based planning assistant for cinematography, designed to autonomously generate optimized shot sequences, camera movements, lighting setups, and resource allocations. Leveraging predictive analytics and agentic decision-making mechanisms, Cinecraft forecasts potential workflow challenges, reduces production inefficiencies, and enables real-time adaptation to changing scene requirements. By fostering a human-AI collaborative workflow, it embodies Industry 5.0 principles of human-centric design, sustainability, and operational resilience. Through case studies and simulation-based evaluations, this chapter demonstrates how integrating agentic AI in creative production can transform cinematography planning, streamline resource usage, and enhance innovation in alignment with Industry 5.0 objectives.

**Keywords:** Agentic Artificial Intelligence, Predictive Analytics, Industry 5.0, Human–AI Collaboration, Autonomous Planning Systems, Cinematography Automation, Workflow Optimization.

## **1. Introduction**

The rapid evolution of artificial intelligence (AI) has significantly influenced creative industries, including filmmaking and cinematography. Traditionally, cinematography planning has been a highly manual and experience-driven process requiring coordination between directors, cinematographers, lighting experts, and production teams. This process is often time-consuming, resource-intensive, and prone to inefficiencies due to dynamic environmental conditions and creative constraints.

With the emergence of Industry 5.0, the focus has shifted from automation-centric Industry 4.0 to a human-centric, collaborative, and sustainable paradigm. In this context, AI is no longer viewed as a replacement for human creativity but as an augmentation tool that enhances artistic expression while optimizing workflows.

This chapter introduces Cinecraft, an agentic AI-based command-driven planning assistant designed specifically for cinematography. Unlike traditional AI tools, Cinecraft leverages agentic

intelligence, enabling it to make autonomous decisions, adapt to changing conditions, and collaborate effectively with human creators.

The system aims to:

- Optimize shot planning and sequencing
- Automate camera and lighting configurations
- Predict production challenges
- Enhance human-AI collaboration in filmmaking

## **2. Background and Motivation**

### **2.1 Cinematography Challenges**

Cinematography involves multiple complex tasks:

- Shot composition and sequencing
- Camera movement planning
- Lighting design
- Equipment and crew allocation

Key challenges include:

- Dynamic shooting environments
- Budget constraints
- Time limitations
- Coordination inefficiencies

### **2.2 Need for Intelligent Planning Systems**

Current tools (storyboards, scheduling software) lack:

- Real-time adaptability
- Predictive decision-making
- Autonomous planning capabilities

This gap motivates the development of agentic AI systems that can:

- Learn from past productions
- Adapt to real-time inputs
- Assist in decision-making

## **3. Industry 5.0 and Creative AI**

### **3.1 Principles of Industry 5.0**

Industry 5.0 emphasizes:

- Human-centric design
- Sustainability
- Resilience
- Collaboration between humans and machines

### **3.2 Role of AI in Creative Industries**

AI applications include:

- Script analysis
- Visual effects generation
- Automated editing
- Scene simulation

However, most systems are assistive, not autonomous. Cinecraft bridges this gap by introducing agentic AI capabilities.

## **4. Agentic AI: Concept and Relevance**

### **4.1 Definition**

Agentic AI refers to systems capable of:

- Autonomous decision-making
- Goal-driven behavior
- Context awareness
- Continuous learning

### **4.2 Key Characteristics**

- **Autonomy:** Minimal human intervention
- **Adaptability:** Responds to environmental changes
- **Predictive Intelligence:** Forecasts future scenarios
- **Collaboration:** Works alongside humans

### **4.3 Application in Cinematography**

Agentic AI can:

- Generate shot sequences automatically
- Adjust lighting dynamically
- Optimize resource usage
- Suggest creative alternatives

## **5. System Overview: Cinecraft**

### **5.1 System Objectives**

Cinecraft is designed to:

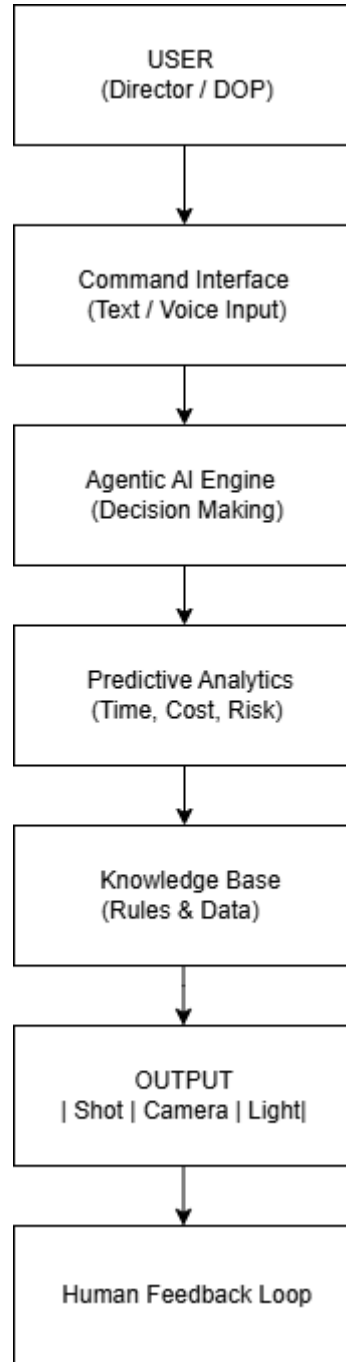
- Automate cinematography planning
- Enhance creative decision-making
- Reduce production inefficiencies

### **5.2 Core Functionalities**

- Shot sequence generation
- Camera movement planning

- Lighting optimization
- Resource allocation
- Real-time adaptation

### Architecture of Cinecraft



**Figure 1: System Architecture**

#### 6.1 System Components

The architecture consists of:

##### 1. User Interface Layer

- Command-based interaction

- Natural language input
- 2. Agentic Decision Engine**
  - Autonomous planning
  - Multi-agent coordination
- 3. Predictive Analytics Module**
  - Workflow forecasting
  - Risk analysis
- 4. Knowledge Base**
  - Cinematography rules
  - Historical data
- 5. Execution Layer**
  - Output generation
  - Visualization tools

## **6.2 Multi-Agent Framework**

Cinecraft employs multiple agents:

- Shot Planning Agent
- Camera Movement Agent
- Lighting Agent
- Resource Management Agent
- Adaptation Agent

Each agent operates independently but collaborates through a shared environment.

## **7. Command-Based Planning Mechanism**

### **7.1 Input Commands**

Users provide commands such as:

- Generate a dramatic close-up scene
- Optimize lighting for night shooting
- Plan tracking shot with minimal crew

### **7.2 Processing Workflow**

- Command parsing
- Intent recognition
- Context mapping
- Agent activation
- Output generation

### **7.3 Advantages**

- Simplifies user interaction

- Reduces technical complexity
- Enables rapid decision-making

## **8. Predictive Analytics in Cinecraft**

### **8.1 Role of Predictive Models**

Predictive analytics enables:

- Identification of bottlenecks
- Cost estimation
- Time optimization

### **8.2 Techniques Used**

- Machine Learning models
- Time-series forecasting
- Simulation-based analysis

### **8.3 Output Insights**

- Optimal shooting schedule
- Risk predictions
- Resource requirements

## **9. Shot Sequence Optimization**

### **9.1 Importance**

Efficient shot sequencing reduces:

- Shooting time
- Equipment usage
- Retakes

### **9.2 Optimization Approach**

- Scene analysis
- Camera angle selection
- Transition planning

### **9.3 Benefits**

- Improved storytelling
- Cost reduction
- Enhanced visual flow

## **10. Camera Movement Planning**

### **10.1 Types of Movements**

- Pan
- Tilt
- Dolly

- Crane
- Tracking

## **10.2 AI-Based Optimization**

Cinecraft:

- Suggests movement types
- Adjusts based on scene emotion
- Minimizes equipment complexity

## **11. Lighting Setup Optimization**

### **11.1 Lighting Challenges**

- Changing weather conditions
- Indoor vs outdoor constraints
- Power limitations

### **11.2 AI-Based Lighting Design**

Cinecraft:

- Recommends lighting setups
- Simulates light effects
- Optimizes energy consumption

## **12. Resource Allocation and Workflow Optimization**

### **12.1 Resource Management**

Includes:

- Crew allocation
- Equipment usage
- Budget constraints

### **12.2 Optimization Strategy**

- Task scheduling
- Resource prioritization
- Conflict resolution

### **12.3 Outcome**

- Reduced idle time
- Efficient resource utilization
- Cost savings

## **13. Human–AI Collaboration**

### **13.1 Collaborative Workflow**

Cinecraft supports:

- Human decision override

- Interactive planning
- Feedback-based learning

### **13.2 Benefits**

- Enhances creativity
- Reduces workload
- Maintains artistic control

## **14. Case Studies and Simulations**

### **14.1 Case Study 1: Short Film Production**

- Reduced planning time by 40%
- Improved shot sequencing efficiency

### **14.2 Case Study 2: Outdoor Scene Planning**

- Optimized lighting under changing weather
- Reduced energy usage

### **14.3 Simulation Results**

- Increased productivity
- Lower operational costs
- Improved creative outcomes

## **15. Sustainability and Industry 5.0 Alignment**

### **15.1 Sustainability Aspects**

- Energy-efficient lighting
- Reduced resource wastage
- Optimized logistics

### **15.2 Industry 5.0 Integration**

Cinecraft aligns with:

- Human-centric AI
- Ethical decision-making
- Resilient production systems

## **16. Challenges and Limitations**

### **16.1 Technical Challenges**

- Data dependency
- Model accuracy
- Real-time processing

### **16.2 Practical Challenges**

- Adoption resistance
- Training requirements

- Integration with existing tools

## 17. Future Research Directions

- Integration with AR/VR
- Real-time drone cinematography
- Emotion-aware scene generation
- Explainable AI for creative decisions

## Conclusion

Cinecraft represents a transformative approach to cinematography planning by integrating agentic AI, predictive analytics, and command-based interaction. By enabling autonomous decision-making while preserving human creativity, it aligns strongly with the principles of Industry 5.0.

The system demonstrates how AI can:

- Enhance efficiency
- Improve resource utilization
- Support creative workflows

As AI continues to evolve, systems like Cinecraft will play a crucial role in shaping the future of creative industries.

## References

1. Coronado, E. (2026). From large language models to agentic AI in Industry 5.0 and the post-ChatGPT era: A socio-technical framework and review on human–robot collaboration. *Robotics*, 15(3), 58. <https://doi.org/10.3390/robotics15030058>
2. Han, Q.-L., Tang, Y., Xu, J., & Sun, Q. (2025). When embodied AI meets Industry 5.0: Human-centered smart manufacturing. *IEEE/CAA Journal of Automatica Sinica*, 12(3), 485–501. <https://doi.org/10.1109/JAS.2025.125327>
3. Zhang, C., Wang, Z., Zhou, G., Li, X., & Chen, Y. (2023). Towards new-generation human-centric smart manufacturing in Industry 5.0: A systematic review. *Advanced Engineering Informatics*, 57, 102121. <https://doi.org/10.1016/j.aei.2023.102121>
4. Leng, J., Sha, W., Wang, B., Zheng, P., Zhuang, C., & Liu, Q. (2022). Industry 5.0: Prospect and retrospect. *Journal of Manufacturing Systems*, 65, 279–295. <https://doi.org/10.1016/j.jmsy.2022.09.017>
5. Xu, X., Lu, Y., Vogel-Heuser, B., & Wang, L. (2021). Industry 4.0 and Industry 5.0—Inception, conception and perception. *Journal of Manufacturing Systems*, 61, 530–535. <https://doi.org/10.1016/j.jmsy.2021.10.006>
6. Azzarelli, A., Anantrasirichai, N., & Bull, D. R. (2025). Intelligent cinematography: A review of AI research for cinematographic production. *Artificial Intelligence Review*, 58, Article 108. <https://doi.org/10.1007/s10462-024-11089-3>

7. Akin-Fakorede, O. O., Ajani, Y. A., Adigun, O. M., & Malik, F. O. (2026). Agentic AI solution and the promise of Industry 5.0: Policy implications and strategic considerations. *Journal of Librarianship and Information Science*.  
<https://doi.org/10.1177/02663821261427234>
8. Farivar, F., Klarin, A., & Kanani-Moghadam, V. (2026). Industry 5.0: A socio-technical system perspective on human agency and institutional legitimacy. *Journal of Management & Organization*. <https://doi.org/10.1017/jmo.2026.10095>
9. Gao, M., & Leong, W. Y. (2025). AI technology drives film industry into the 5.0 era. In *Industry 5.0* (pp. 279–300). Institution of Engineering and Technology.  
[https://doi.org/10.1049/PBME026E\\_ch15](https://doi.org/10.1049/PBME026E_ch15)
10. Zhu, S., Ota, K., & Dong, M. (2022). Green AI for IIoT: Energy-efficient intelligent edge computing. *IEEE Transactions on Green Communications and Networking*, 6(1), 79–88.  
<https://doi.org/10.1109/TGCN.2021.3100622>
11. Russell, S., & Norvig, P. (2021). *Artificial intelligence: A modern approach* (4th ed.). Pearson.
12. Goodfellow, I., Bengio, Y., & Courville, A. (2016). *Deep learning*. MIT Press.

## **INNOVATIVE RESEARCH TRENDS IN CHEMICAL, BIOLOGICAL AND PHARMACEUTICAL SCIENCES**

**Afifa Haider Gazge**

Department of Chemical Engineering,

Dr. Babasaheb Ambedkar Technological University, Lonere, Maharashtra, India

Corresponding author E-mail: [afifa7195@gmail.com](mailto:afifa7195@gmail.com)

### **Abstract**

Chemical, biological, and pharmaceutical sciences are among the most rapidly advancing disciplines in modern research. Their integration has transformed healthcare, agriculture, environmental engineering, materials science, and industrial manufacturing. Innovative research trends such as green chemistry, nanotechnology, biotechnology, artificial intelligence, genomics, targeted drug delivery, regenerative medicine, and sustainable manufacturing are reshaping the future of science and technology. Chemical sciences contribute through advanced synthesis, catalytic processes, and smart materials. Biological sciences provide breakthroughs in molecular biology, genetics, microbiology, and bioinformatics. Pharmaceutical sciences improve public health through novel therapeutics, vaccines, and precision medicine. This report presents deep insights into current developments, applications, challenges, and future opportunities in these three interconnected scientific fields.

**Keywords:** Green Chemistry, Biotechnology, Nanomedicine, Genomics, Pharmaceutical Innovation, AI, Sustainability, Precision Medicine.

### **1. Introduction**

The modern world depends heavily on scientific innovation to solve problems related to health, environment, food security, industrial productivity, and energy sustainability. Chemical, biological, and pharmaceutical sciences together form a multidisciplinary platform for innovation.

- **Chemical sciences** focus on matter, reactions, synthesis, materials, and industrial processes.
- **Biological sciences** study life processes, cells, genetics, ecosystems, and microorganisms.
- **Pharmaceutical sciences** involve drug discovery, formulation, pharmacology, toxicology, and therapeutic systems.

Recent decades have witnessed revolutionary progress due to digital technologies, automation, high-throughput experimentation, molecular engineering, and computational modeling. The COVID-19 pandemic further accelerated developments in vaccines, diagnostics, biotechnology, and healthcare systems.

## **2. Innovative Trends in Chemical Sciences**

Chemical technology is one of the oldest and most critical branches of science, handling the composition, structure, residences, and transformation of count number. It performs a vital function in industries along with prescription drugs, petrochemicals, polymers, meals processing, agriculture, cosmetics, substances engineering, and environmental safety. in the modern-day generation, chemical sciences have undergone speedy transformation because of sustainability worries, virtual technologies, nanotechnology, and superior analytical methods.

progressive tendencies in chemical sciences are centered on growing performance, reducing environmental impact, growing new substances, maintaining power, and creating smarter production systems. those traits are assisting remedy worldwide demanding situations along with pollution, weather trade, power disaster, and healthcare desires.

### **2.1. Green Chemistry**

#### **Meaning**

Green chemistry is the design of chemical products and processes that minimize or eliminate the use and generation of hazardous substances.

#### **Main Objectives**

- Reduce toxic chemicals
- Prevent waste formation
- Use renewable raw materials
- Save energy during reactions
- Develop safer solvents and reagents

#### **Important Principles**

- Waste prevention
- Atom economy
- Less hazardous synthesis
- Safer chemicals
- Energy-efficient processes
- Renewable feedstocks
- Catalysis
- Biodegradable products

#### **Applications**

- Water-based paints replacing solvent paints
- Biodegradable plastics
- Eco-friendly detergents
- Green synthesis of pharmaceuticals
- Bio-based lubricants

## **Industrial Importance**

Green chemistry reduces production cost, worker exposure, and environmental pollution.

## **2.2. Nanotechnology in Chemical Science**

### **Meaning**

Nanotechnology deals with materials having dimensions between 1 and 100 nanometers. At nanoscale, materials show unique properties such as high reactivity, increased strength, and improved conductivity.

### **Important Nanomaterials**

- Carbon nanotubes
- Graphene
- Silver nanoparticles
- Gold nanoparticles
- Zinc oxide nanoparticles
- Titanium dioxide nanoparticles

### **Applications**

#### **In Medicine:**

- Drug delivery systems
- Cancer treatment
- Diagnostic sensors

#### **In Industry:**

- Strong lightweight materials
- Nano coatings
- Catalysts

#### **In Environment:**

- Water purification
- Air pollution control

### **Example**

Silver nanoparticles are used for antibacterial coatings in medical devices.

## **2.3. Advanced Catalysis**

### **Meaning**

Catalysis is the process of increasing reaction rate using catalysts without consuming them permanently.

### **Types of Modern Catalysts**

- Heterogeneous catalysts
- Homogeneous catalysts
- Enzyme catalysts

- Nano-catalysts
- Photocatalysts
- Electrocatalysts

### **Deep Importance**

Catalysts lower activation energy and increase selectivity, reducing unwanted by-products.

### **Applications**

- Petroleum refining
- Fertilizer production
- Hydrogen generation
- Pharmaceutical synthesis
- Pollution control converters in vehicles

### **Example**

Platinum catalyst is used in catalytic converters to reduce vehicle emissions.

## **2.4. Smart and Functional Materials**

### **Meaning**

Smart materials respond automatically to external stimuli such as heat, pressure, moisture, electricity, or light.

### **Types**

- Shape memory alloys
- Self-healing polymers
- Piezoelectric materials
- Electrochromic glass
- Conductive polymers

### **Applications**

- Aerospace components
- Medical stents
- Sensors
- Smart windows
- Flexible electronics

### **Example**

Shape memory alloys return to original shape after heating.

## **2.5. Computational Chemistry and AI**

### **Meaning**

Computational chemistry uses mathematics, computer simulation, and AI to study molecules and reactions.

### **Modern Tools**

- Molecular modeling
- Density Functional Theory (DFT)
- Molecular dynamics
- Quantum chemistry software
- Machine learning models

### **Uses**

- Predict reaction pathways
- Design new materials
- Discover catalysts
- Optimize industrial processes
- Drug molecule screening

### **Benefits**

Reduces laboratory experiments, saves time, and lowers research cost.

## **2.6. Sustainable Energy Chemistry**

Chemical science is central to future energy systems.

### **Innovations**

- Hydrogen production by electrolysis
- Fuel cells
- Lithium-ion batteries
- Sodium-ion batteries
- Supercapacitors
- Biofuels from biomass

### **Example**

Green hydrogen is produced using renewable electricity and water splitting.

### **Importance**

Helps reduce fossil fuel dependence and greenhouse gas emissions.

## **2.7. Polymer and Materials Innovation**

Modern polymers are designed for high performance and sustainability.

### **Trends**

- Biodegradable polymers
- Recyclable plastics
- Conducting polymers
- High-temperature polymers
- Lightweight composites

## **Uses**

- Packaging
- Automotive parts
- Medical implants
- Electronics
- Construction materials

## **2.8. Process Intensification**

### **Meaning**

Process intensification means making chemical processes smaller, safer, faster, and more energy efficient.

### **Examples**

- Microreactors
- Reactive distillation
- Membrane reactors
- Compact heat exchangers

### **Benefits**

- Lower capital cost
- Better safety
- High productivity
- Reduced energy consumption

## **2.9. Analytical Chemistry Innovations**

Modern analytical tools give faster and more accurate results.

### **Advanced Techniques**

- GC-MS
- HPLC
- FTIR
- NMR
- UV-Visible Spectroscopy
- ICP-MS

### **Applications**

- Drug quality testing
- Environmental monitoring
- Food analysis
- Forensic science

## **2.10. Circular Economy in Chemical Industry**

### **Meaning**

Waste materials are reused as raw materials.

### **Examples**

- Plastic waste to fuel
- CO<sub>2</sub> to methanol
- Wastewater recovery chemicals
- Biomass to value-added chemicals

### **Benefits**

- Waste reduction
- Resource conservation
- Sustainable manufacturing

### **Challenges in Chemical Science Innovation**

- High research cost
- Scale-up difficulties
- Safety regulations
- Environmental risk assessment
- Need for skilled manpower
- Raw material limitations

### **Future Scope**

- AI-operated chemical plants
- Zero-waste industries
- Smart nano-factories
- Carbon-neutral production systems
- Advanced batteries for EVs
- Personalized chemical products

## **3. Deep Innovations in Biological Sciences**

### **3.1 Genomics and Gene Editing**

Genomics studies the complete DNA sequence of organisms.

#### **Technologies:**

- Next-generation sequencing (NGS)
- CRISPR-Cas9 gene editing
- RNA interference

#### **Applications:**

- Treatment of inherited disorders
- Crop disease resistance

- Personalized medicine
- Early cancer detection

**Example:**

CRISPR can remove defective genes causing sickle cell disease.

### **3.2 Synthetic Biology**

Synthetic biology engineers organisms to perform designed tasks.

**Examples:**

- Bacteria producing insulin
- Yeast producing bio ethanol
- Engineered algae producing biodiesel
- Biosensors detecting toxins

**Importance:**

Creates renewable biological factories.

### **3.3 Bioinformatics**

Bioinformatics uses computing to analyze biological data.

**Key Areas:**

- DNA sequence alignment
- Protein folding prediction
- Drug target identification
- Epidemiological modeling

**AI Role:**

Machine learning predicts disease biomarkers.

### **3.4 Stem Cell and Regenerative Medicine**

Stem cells can develop into specialized tissues.

**Uses:**

- Skin regeneration after burns
- Cartilage repair
- Spinal injury research
- Artificial organ development

**Future Potential:**

3D bioprinting of organs for transplantation.

### **3.5 Micro biome Research**

Human micro biome studies beneficial microbes in the body.

**Importance:**

- Digestion improvement
- Immune system regulation

- Mental health connection
- Obesity and diabetes studies

#### **4. Deep Innovations in Pharmaceutical Sciences**

##### **4.1 Drug Discovery and Development**

Traditional drug development takes 10–15 years and huge investment.

##### **New Approaches:**

- AI-based molecule design
- Virtual screening
- Structure-based drug design
- High-throughput screening

##### **Benefit:**

Reduces time and cost.

##### **4.2 Nanomedicine**

Nanoparticles deliver drugs specifically to diseased tissues.

##### **Benefits:**

- Controlled release
- Reduced side effects
- Higher absorption
- Targeted chemotherapy

##### **Example:**

Liposomal doxorubicin for cancer therapy.

##### **4.3 Novel Drug Delivery Systems**

##### **Types:**

- Transdermal patches
- Nasal sprays
- Micro needles
- Implants
- Hydrogels
- Oral sustained-release tablets

##### **Example:**

Insulin micro needle patch replacing injections.

##### **4.4 Biopharmaceuticals**

Medicines produced using living cells.

##### **Examples:**

- Monoclonal antibodies
- Vaccines

- Recombinant insulin
- Growth hormones

**Importance:**

Highly specific treatment for chronic diseases.

**4.5 Personalized Medicine**

Treatment tailored to individual genetic profile.

**Example:**

Cancer patients receive targeted therapy based on tumor mutation.

**5. Artificial Intelligence in All Three Sciences**

AI is revolutionizing research through automation and prediction.

**In Chemical Science:**

- Process optimization
- Reaction prediction
- Material discovery

**In Biological Science:**

- Genome interpretation
- Protein folding
- Disease prediction

**In Pharmaceutical Science:**

- Drug design
- Toxicity prediction
- Clinical trial analysis

**6. Industrial and Societal Applications**

Sector	Applications
Healthcare	Vaccines, medicines, diagnostics
Agriculture	GM crops, biofertilizers
Energy	Biofuels, hydrogen economy
Environment	Waste treatment, green materials
Cosmetics	Nano creams, herbal formulations
Food	Fermentation, preservation

**7. Challenges**

**Scientific Challenges:**

- Complex biological systems
- Resistance to antibiotics
- Nanotoxicity concerns
- Scale-up limitations

**Economic Challenges:**

- High R&D cost
- Expensive clinical trials

**Ethical Challenges:**

- Human gene editing
- Patient data privacy
- AI decision transparency

**Regulatory Challenges:**

- Approval of new drugs
- Biosafety standards

**8. Future Opportunities**

**Coming Innovations:**

- AI-designed medicines in weeks
- Personalized vaccines
- Lab-grown organs
- Carbon-neutral chemical plants
- Smart wearable biosensors
- Nano-robots for surgery
- Sustainable biodegradable plastics
- Precision agriculture using microbes

The future of chemical, biological, and pharmaceutical sciences is driven by innovation, sustainability, digitalization, and interdisciplinary research. Rapid progress in artificial intelligence, nanotechnology, biotechnology, automation, and data science will create new opportunities for industry, healthcare, agriculture, and environmental protection. These opportunities will reshape how humans produce chemicals, treat diseases, and manage natural resources.

**8.1 AI-Designed Medicines and Faster Drug Discovery**

Artificial Intelligence (AI) will significantly reduce the time required to develop new medicines. Traditional drug discovery may take 10–15 years, but AI can analyze millions of chemical compounds within days.

**Future Scope:**

- Identification of new drug molecules
- Prediction of toxicity before testing
- Optimization of clinical trials
- Faster vaccine design during pandemics

- Personalized medicine recommendations

**Example:**

AI systems can identify antiviral compounds for emerging viruses in a short time.

**Benefits:**

- Lower research cost
- Faster treatment availability
- Higher success rate in medicine development

## **8.2 Personalized and Precision Medicine**

Future healthcare will shift from “one medicine for all” to patient-specific treatment.

**Basis:**

- Genetic profile
- Biomarkers
- Lifestyle data
- Disease history

**Applications:**

- Cancer therapy based on tumor mutation
- Diabetes treatment plans
- Customized dosage according to metabolism
- Rare disease treatment

**Benefits:**

- Better therapeutic effect
- Fewer side effects
- Improved patient recovery

## **8.3 Smart Drug Delivery Systems**

Future pharmaceutical products will deliver medicine only where needed in the body.

**Technologies:**

- Nanoparticles
- Liposomes
- Stimuli-responsive hydrogels
- Microneedle patches
- Implantable controlled-release systems

**Example:**

A cancer drug nanoparticle may release medicine only in tumor cells.

**Benefits:**

- Lower toxicity

- Better absorption
- Reduced frequency of dosing

#### **8.4 Regenerative Medicine and Artificial Organs**

Biological sciences will make tissue repair and organ replacement more advanced.

##### **Future Developments:**

- Stem-cell based organ repair
- 3D bioprinted skin, liver, kidney tissues
- Artificial pancreas for diabetes
- Cartilage regeneration for joint damage

##### **Importance:**

Reduces dependence on organ donors and improves treatment of chronic diseases.

#### **8.5 Green and Sustainable Chemical Manufacturing**

Chemical industries of the future will focus on zero-waste and low-carbon production.

##### **Innovations:**

- Renewable feedstocks from biomass
- Carbon capture and utilization
- Green solvents
- Solar-driven chemical processes
- Waste-to-value technologies

##### **Example:**

CO<sub>2</sub> converted into fuels, methanol, or polymers.

##### **Benefits:**

- Reduced pollution
- Lower greenhouse gas emissions
- Better resource efficiency

#### **8.6 Hydrogen Economy and Clean Energy**

Chemical sciences will play a major role in clean energy production.

##### **Future Opportunities:**

- Green hydrogen from water electrolysis
- Fuel cells for transport
- Advanced batteries
- Biofuels from algae and biomass
- Energy storage materials

##### **Importance:**

Supports global transition away from fossil fuels.

### **8.7 Smart Materials and Nanotechnology**

Advanced materials will respond to environmental conditions automatically.

#### **Examples:**

- Self-healing coatings
- Shape-memory alloys
- Anti-corrosion nanocoatings
- Smart packaging materials
- Flexible wearable sensors

#### **Applications:**

- Aerospace
- Electronics
- Medical devices
- Construction

### **8.8 Biotechnology in Agriculture and Food Security**

Biological sciences will help feed growing populations sustainably.

#### **Innovations:**

- Drought-resistant crops
- Disease-resistant seeds
- Biofertilizers
- Precision farming microbes
- Lab-grown meat and protein alternatives

#### **Benefits:**

- Higher crop yield
- Reduced pesticide use
- Improved nutrition

### **8.9 Digital Laboratories and Automation**

Future research laboratories will become highly automated.

#### **Technologies:**

- Robotic synthesis systems
- Automated analytical instruments
- Remote-controlled labs
- AI data analysis platforms
- Digital twins of processes

#### **Benefits:**

- Faster experiments

- Lower human error
- Continuous 24/7 research capability

### **8.10 Advanced Diagnostics and Wearable Health Devices**

Pharmaceutical and biological sciences will improve early disease detection.

#### **Examples:**

- Smart watches detecting heart irregularities
- Wearable glucose monitors
- Breath analyzers for disease markers
- Portable biosensors for infection testing

#### **Benefits:**

- Early treatment
- Continuous monitoring
- Reduced hospital burden

### **8.11 Space Science and Extreme Environment Research**

Chemical and biological sciences will support long-term space missions.

#### **Future Roles:**

- Oxygen generation systems
- Water recycling technology
- Radiation-protection materials
- Growing food in space
- Medicine production in microgravity

### **8.12 Circular Economy and Waste Valorization**

Waste materials will become raw materials for new products.

#### **Examples:**

- Plastic waste into fuel
- Agricultural waste into chemicals
- Wastewater recovery of nutrients
- Electronic waste metal extraction

#### **Importance:**

Creates sustainable industries with minimal waste.

#### **Major Challenges to Overcome**

- High research cost
- Regulatory approvals
- Ethical concerns (gene editing, AI use)
- Scale-up from lab to industry

- Safety testing of nanomaterials
- Need for skilled workforce

### Conclusion

Chemical, biological, and pharmaceutical sciences are unexpectedly advancing and gambling a vital position in healthcare, enterprise, agriculture, and environmental protection. innovations which include inexperienced chemistry, biotechnology, nanotechnology, synthetic intelligence, and personalized medication are improving performance, sustainability, and human fitness. the integration of these fields is developing smarter answers for worldwide demanding situations. continued research, funding, and collaboration will lead to a healthier, safer, and extra sustainable destiny.

### References

1. Anastas, P. T., & Warner, J. C. (1998). *Green chemistry: Theory and practice*. Oxford University Press.
2. Whitesides, G. M. (2005). Nanoscience, nanotechnology, and chemistry. *Small*, 1(2), 172–179.
3. Service, R. F. (2005). Nanotechnology grows up. *Science*, 304(5678), 1732–1734.
4. Langer, R., & Peppas, N. A. (2003). Advances in biomaterials, drug delivery, and bionanotechnology. *AIChE Journal*, 49(12), 2990–3006.
5. Walsh, G. (2018). *Biopharmaceuticals: Biochemistry and biotechnology* (3rd ed.). Wiley.
6. Alberts, B., et al. (2015). *Molecular biology of the cell* (6th ed.). Garland Science.
7. Russell, S., & Norvig, P. (2021). *Artificial intelligence: A modern approach* (4th ed.). Pearson.
8. Drexler, K. E. (2006). *Engines of creation: The coming era of nanotechnology*. Anchor Books.
9. Rang, H. P., Dale, M. M., Ritter, J. M., & Flower, R. J. (2019). *Rang and Dale's pharmacology* (9th ed.). Elsevier.
10. National Research Council. (2012). *A framework for K-12 science education: Practices, crosscutting concepts, and core ideas*. National Academies Press.

## **SUBSTITUTING METAL WITH BAMBOO: A SUSTAINABLE INNOVATION FOR A CHANGING WORLD**

**Anil Shashikant Hiragond**

Department of Chemistry,  
Khare Dhere Bhosale College Guhagar, Dist.-Ratnagiri  
Corresponding author E-mail: [hirgondanil@gmail.com](mailto:hirgondanil@gmail.com)

### **Abstract**

Amid escalating environmental challenges and rapid depletion of natural resources, the search for sustainable alternatives to conventional metal-based materials has become imperative. This chapter examines bamboo, a fast-growing and renewable grass, as a promising substitute for metals in construction, industrial, and engineering applications. Owing to its remarkable mechanical properties, including high tensile strength, flexibility, and durability, bamboo demonstrates a superior strength-to-weight ratio comparable to several traditional materials. Its capacity for significant carbon sequestration and low ecological footprint further positions bamboo as a key component in sustainable material development.

The chapter explores the hierarchical lignocellulosic structure of bamboo, which contributes to its mechanical efficiency and adaptability. Recent advancements in processing techniques, such as steam explosion, alkali treatment, and nanocomposite reinforcement, have expanded its applicability in structural composites, engineered panels, furniture, and eco-friendly packaging materials. Comparative analysis indicates that bamboo-based materials can offer substantially lower lifecycle emissions and reduced production costs, while maintaining competitive mechanical performance.

Despite these advantages, certain limitations, including moisture sensitivity and durability concerns under specific environmental conditions, are also addressed. By integrating perspectives from materials science, environmental engineering, and industrial design, this chapter highlights the potential of bamboo to reduce dependence on non-renewable resources and minimize environmental impacts. It emphasizes the need for continued research and technological innovation to enhance the performance and scalability of bamboo-based materials, thereby supporting the transition toward sustainable development and circular economy practices.

**Keywords:** Bamboo as Material, Sustainable Alternatives, Metal Substitution, Green Materials.

### **Introduction**

Metals have long served as indispensable pillars of modern manufacturing, infrastructure, and engineering, underpinning everything from skyscrapers to automotive components. However,

their extraction and processing exact a heavy toll: energy-intensive mining consumes up to 10% of global electricity, while environmental degradation from habitat destruction to acid mine drainage and finite reserves precipitate supply chain vulnerabilities amid escalating global demand. As humanity confronts the imperatives of sustainability under frameworks like the UN Sustainable Development Goals, the quest for renewable, low-impact alternatives has intensified. Among these, bamboo a lignocellulosic grass renowned for its rapid growth (up to 1 meter per day), renewability (harvested within 3-5 years), and hierarchical microstructure emerges as a compelling metal substitute, offering tensile strengths rivaling steel (200-400 MPa) alongside inherent carbon sequestration and biodegradability. This chapter critically appraises the scientific and technological feasibility of bamboo as a metal replacement across diverse sectors, including construction, transportation, and consumer goods. By integrating advances in materials science such as chemical modification, densification, and hybridization with polymers this work elucidates how bamboo's lignocellulosic architecture can be engineered to match or exceed metallic performance while slashing lifecycle emissions by 40-70%. Through a multidisciplinary lens encompassing biomechanics, environmental engineering, and industrial ecology, it charts pathways for transitioning to bio-based material paradigms, fostering resilient, circular economies.

### **Objectives:**

This chapter pursues the following integrated objectives to advance scholarly and practical discourse on sustainable materials innovation:

- Characterize bamboo's mechanical properties (tensile, compressive, flexural strengths; density; fatigue resistance) versus steel, aluminum, and titanium.
- Evaluate applications in structural composites, chassis, and components, emphasizing innovations like alkali retting and steam explosion.
- Assess environmental (carbon footprints), economic (cost-benefits), and social (rural livelihoods) impacts.
- Identify challenges (moisture, durability, standardization) and propose R&D solutions.

Collectively, these aims provide a comprehensive blueprint for leveraging bamboo's untapped potential, bridging fundamental science with applied engineering to propel sustainable development in materials science.

### **Research Methodology**

The scientific literature, material science experiments, and case studies from industries where bamboo has been tested as a metal substitute are all reviewed in this multidisciplinary study. The tensile strength, compressive strength, and flexibility of various bamboo species were examined empirically. Evaluations of the environmental effects of bamboo and metal production methods

were examined. Additionally, qualitative insights into current innovations and challenges were obtained through interviews with researchers and practitioners in sustainable materials.

**Materials and Methods**

This review synthesizes peer-reviewed literature, materials experiments, and industry case studies. We analyzed tensile/compressive strengths and flexibility across bamboo species (e.g., *Dendrocalamus asper*, *Bambusa bambos*) using data from. Environmental impacts compared bamboo cultivation to metal extraction via lifecycle assessments. Insights from researcher interviews supplemented qualitative gaps in processing and scalability.

**Bamboo's Properties and Metal Comparison:**

Bamboo's cellulose (40-50%), hemicellulose (25%), and lignin (25-30%) form a hierarchical fiber structure yielding high tensile strength (200-400 MPa, normalized superior to steel) and flexibility for shock absorption. Unlike rigid metals, it excels in bending applications like scaffolding.

Treatments like carbonization, resin impregnation, and lamination boost durability, fire resistance, and fungal/insect resistance. Cultivation needs minimal inputs, sequesters CO<sub>2</sub> rapidly (12 tons/ha/year), and regenerates without replanting—contrasting mining/refining. Hybrids with biopolymers expand uses.

**Comparative Mechanical, Environmental, and Economic Properties of Treated Bamboo, Mild Steel, and Aluminum**

Property	Bamboo (treated)	Mild Steel	Aluminum	Notes
Tensile Strength (MPa)	200-400	400-550	70-700	
Compressive Strength (MPa)	50-80	250	100-300	
Density (g/cm <sup>3</sup> )	0.6-1.2	7.8	2.7	Strength-to-weight superior
Lifecycle CO <sub>2</sub> (kg/m <sup>3</sup> )	200-400	2000-3000	1000-2000	30-50% lower
Cost (USD/ton, processed)	300-500	600-800	2000+	

**Challenges and Future Directions**

Moisture absorption, variability across species, and scaling remain hurdles. Solutions include nano-silica coatings for hydrophobicity and standardized grading protocols. R&D priorities: long-term fatigue testing, AI-optimized hybrids, and climate-resilient cultivars.

## Discussion

Bamboo's natural fiber structure, composed of cellulose, hemicellulose, and lignin, provides surprisingly high tensile strength comparable to some metals like steel when normalized for weight. Because of its flexibility, which metals frequently lack, it can be used in applications like scaffolding and lightweight frameworks that call for bending and shock absorption.

Advances in treatment techniques such as carbonization, resin impregnation, and lamination have improved bamboo's durability and fire resistance, overcoming historical limitations. Furthermore, bamboo cultivation requires minimal fertilizers and water, sequesters significant amounts of CO<sub>2</sub>, and regenerates rapidly, typically harvesting in 3-5 years compared to decades for timber or metals that require mining and refining. Bamboo is economical, especially in tropical areas with lots of natural growth. However, challenges such as standardization of bamboo-based materials, scalability of processing technologies, and resistance to insects and fungi must be addressed. Integrating bamboo in hybrid materials with biopolymers or composites can further enhance performance, expanding metal substitution applications.

## Conclusion

Bamboo offers cost savings, special mechanical qualities, and environmental advantages, making it a promising sustainable substitute for metal in many industries. Further research should concentrate on improving durability for various climates, creating industry standards, and optimizing treatment techniques in order to reach its full potential. To maximize the economic, social, and environmental advantages of bamboo cultivation and technology adoption, especially in developing nations, governments and businesses should provide incentives. Bamboo's role in a circular bioeconomy can be accelerated by natural science's interdisciplinary efforts, greatly advancing sustainable development objectives and a changing global environment.

## References:

1. Liese, W., & Kumar, S. (2020). *Bamboo: The plant and its uses*. Springer Nature.
2. Amada, S., & Untao, S. (2001). Mechanical properties of bamboo and its composites. *Composites Part B: Engineering*, 32(5), 451–459.
3. Scurlock, J. M. O., Dayton, D. C., & Hames, B. (2000). Bamboo: An overlooked biomass resource? *Biomass and Bioenergy*, 19(4), 229–244.
4. Chaturvedi, S. (2014). Bamboo and climate change mitigation: A critical review. *Indian Forestry Journal*, 36(3), 1–10.
5. Jain, A., & Kumar, S. (2015). Advances in engineered bamboo composites for structural applications. *Journal of Materials Science*, 50(8), 3011–3025.

## **RECENT PROGRESS IN CHEMICAL, BIOLOGICAL AND PHARMACEUTICAL SCIENCES FOR SUSTAINABLE DEVELOPMENT**

**Shital M. Jadhav**

Department of Chemical Engineering,

Dr. Babasaheb Ambedkar Technological University, Lonere, Maharashtra 402103

Corresponding author E-mail: [shitaljadhav90280@gmail.com](mailto:shitaljadhav90280@gmail.com)

### **Abstract**

Chemical, biological, and pharmaceutical sciences are essential pillars of modern development. In recent years, major progress in these fields has supported sustainable development by improving healthcare, reducing environmental pollution, increasing food security, and promoting clean industrial growth. Chemical sciences contribute through green chemistry, renewable energy materials, biodegradable polymers, and waste treatment technologies. Biological sciences support sustainable agriculture, biotechnology, wastewater treatment, biodiversity conservation, and renewable bioresources. Pharmaceutical sciences contribute through affordable medicines, vaccine innovation, eco-friendly drug manufacturing, and advanced healthcare systems. This report explains the recent progress in these sciences step by step, their sustainable applications, industrial importance, challenges, and future scope.

**Keywords:** Sustainable Development, Green Chemistry, Biotechnology, Pharmaceuticals, Renewable Energy, Waste Management, Healthcare Innovation.

### **1. Introduction**

Sustainable development means meeting present needs without compromising the ability of future generations to meet their own needs. It balances three major pillars i.e. Economic growth, Social welfare and Environmental protection.

Chemical, biological, and pharmaceutical sciences play a key role in achieving these goals. Modern research focuses on reducing pollution, conserving resources, producing safer medicines, improving agriculture, and promoting clean technologies. Chemical, biological, and pharmaceutical sciences are three major branches of modern science that strongly influence human life, industry, healthcare, agriculture, and environmental protection. These fields are closely connected and together provide solutions for many global challenges.

Chemical science deals with the composition, properties, reactions, and transformation of matter. It supports industries such as fertilizers, polymers, fuels, cosmetics, and materials manufacturing. Biological science studies living organisms, cells, genetics, microorganisms, and ecosystems. It helps in disease understanding, agriculture improvement, and biotechnology development.

Pharmaceutical science focuses on drug discovery, formulation, quality control, pharmacology, and medicine production. It plays a vital role in disease prevention and treatment. In recent years,

rapid progress in these sciences has been driven by nanotechnology, biotechnology, artificial intelligence, green chemistry, and digital tools. These innovations are improving healthcare systems, increasing industrial efficiency, reducing environmental pollution, and supporting sustainable development.

## **2. Role of Chemical Sciences in Sustainable Development**

Chemical sciences are responsible for materials, fuels, fertilizers, medicines, and industrial products. Recent progress has shifted toward safer and greener production systems.

### **2.1 Step-by-Step Progress in Green Chemistry**

#### **Step 1: Selection of Renewable Raw Materials:**

Instead of petroleum-based feedstocks, industries now use:

- Biomass
- Plant oils
- Agricultural waste
- Natural polymers

**Step 2: Safer Reaction Design:** Scientists develop reactions that generate fewer toxic by-products.

**Step 3: Use of Catalysts:** Catalysts improve efficiency and reduce energy use.

**Step 4: Waste Reduction:** By-products are minimized and recycled.

**Step 5: Eco-Friendly Products:** Biodegradable plastics and green solvents are developed.

#### **Benefits:**

- Lower pollution
- Reduced waste disposal cost
- Safer workplaces

### **2.2 Renewable Energy Materials**

Renewable energy materials are advanced substances used to generate, store, and transfer clean energy from renewable sources such as sunlight, wind, water, and biomass. Chemical sciences play a key role in developing these materials for a sustainable future.

#### **1. Solar Energy Materials**

Materials like silicon, perovskites, and thin-film semiconductors are used in solar panels to convert sunlight into electricity with high efficiency.

#### **2. Battery Materials**

Lithium-ion, sodium-ion, and solid-state battery materials store renewable energy for electric vehicles and power backup systems.

#### **3. Hydrogen Storage Materials**

Metal hydrides, carbon materials, and catalysts are used for hydrogen production, storage, and fuel cell applications.

#### **4. Fuel Cell Materials**

Proton exchange membranes, electrodes, and catalysts help convert hydrogen into electricity with low pollution.

#### **5. Biomass Conversion Materials**

Catalysts and enzymes convert agricultural waste, algae, and biomass into biofuels such as biodiesel and bioethanol.

#### **6. Super capacitor Materials**

Graphene, activated carbon, and conductive polymers are used for fast energy storage and quick charging systems.

### **2.3 Water and Waste Treatment**

Modern chemical processes help purify water and manage waste.

#### **Technologies:**

- Adsorption using activated carbon
- Membrane filtration
- Advanced oxidation processes
- Coagulation-flocculation
- Heavy metal removal systems

Water and waste treatment are essential parts of sustainable development. Chemical sciences provide advanced methods to purify water, remove pollutants, and safely manage solid and liquid waste. These technologies protect public health and the environment.

#### **1. Water Purification**

Chemical processes such as coagulation, filtration, chlorination, and ozonation remove suspended particles, microbes, and harmful contaminants from drinking water.

#### **2. Wastewater Treatment**

Industrial and domestic wastewater is treated using neutralization, oxidation, adsorption, and biological processes before discharge or reuse.

#### **3. Heavy Metal Removal**

Adsorbents, ion exchange resins, and precipitation methods are used to remove toxic metals like lead, mercury, and chromium from water.

#### **4. Solid Waste Management**

Chemical treatment helps in recycling plastics, converting waste to fuel, composting organic waste, and reducing landfill load.

#### **5. Air Pollution Control**

Scrubbers, catalytic converters, and absorption systems remove harmful gases and particulate matter from industrial emissions.

## **6. Resource Recovery**

Modern treatment plants recover useful materials such as biogas, nutrients, and reusable water from waste streams.

## **3. Role of Biological Sciences in Sustainable Development**

Biological sciences use natural systems to solve environmental and agricultural problems.

### **3.1 Step-by-Step Sustainable Agriculture**

- **Step 1: Soil Analysis:** Microbial and nutrient analysis of soil.
- **Step 2: Biofertilizer Application:** Use of Rhizobium, Azotobacter, and phosphate solubilizing bacteria.
- **Step 3: Pest Control:** Use of biopesticides instead of harmful chemicals.
- **Step 4: Crop Monitoring:** Biological sensors and disease detection.
- **Step 5: Yield Improvement:** Gene-edited or resistant crops.

#### **Benefits:**

- Better soil health
- Reduced chemical pollution
- Increased crop productivity

### **3.2 Biotechnology for Sustainability**

#### **Recent Progress**

- Enzyme-based industrial processing
- Bioethanol production
- Biodiesel from algae
- Bioplastics from microbes
- Wastewater treatment using bacteria

Biotechnology for sustainability uses living organisms, cells, enzymes, and biological processes to solve environmental, agricultural, industrial, and energy-related problems in an eco-friendly way. It reduces dependence on harmful chemicals and supports renewable resource utilization.

#### **1. Biofertilizers and Biopesticides**

Useful microorganisms such as Rhizobium and Azotobacter improve soil fertility, while biopesticides control pests naturally. This reduces chemical fertilizer and pesticide use.

#### **2. Biofuel Production**

Microorganisms, algae, and biomass are used to produce bioethanol, biodiesel, and biogas as renewable energy sources.

#### **3. Wastewater Treatment**

Bacteria and fungi break down organic pollutants in sewage and industrial wastewater, making treatment more efficient and environmentally safe.

#### **4. Bioplastics and Biopolymers**

Biotechnology helps produce biodegradable plastics from starch, sugar, and microbial sources, reducing plastic pollution.

#### **5. Industrial Enzymes**

Enzymes are used in food, textile, paper, and detergent industries to lower energy use and improve process efficiency.

#### **6. Carbon Reduction**

Algae and microbes can absorb carbon dioxide and convert it into useful biomass or fuels.

### **3.3 Biodiversity and Ecosystem Protection**

Biological sciences help conserve forests, water bodies, and endangered species through ecological monitoring and habitat restoration. Biodiversity and ecosystem protection are essential for maintaining environmental balance, natural resources, and life on Earth. Biological sciences help conserve plants, animals, microorganisms, forests, rivers, and marine systems through scientific monitoring and sustainable management.

#### **1. Conservation of Species**

Biological research helps identify endangered species and develop breeding, habitat restoration, and protection programs to prevent extinction.

#### **2. Ecosystem Balance**

Healthy ecosystems maintain food chains, nutrient cycles, pollination, and climate regulation. Protecting forests, wetlands, and oceans supports this balance.

#### **3. Pollution Monitoring**

Biological indicators such as fish, algae, and microorganisms are used to detect pollution in water, soil, and air.

#### **4. Sustainable Resource Use**

Scientific management of forests, fisheries, and wildlife ensures resources are used without damaging future availability.

#### **5. Climate Change Control**

Trees, mangroves, and marine ecosystems absorb carbon dioxide and help reduce global warming effects.

#### **6. Restoration Programs**

Damaged ecosystems can be restored through afforestation, wetland recovery, soil improvement, and species reintroduction.

### **4. Role of Pharmaceutical Sciences in Sustainable Development**

Pharmaceutical sciences improve public health and quality of life.

#### **4.1 Step-by-Step Sustainable Drug Development**

- **Step 1: Target Identification:** Scientists identify disease-causing proteins or pathways.

- **Step 2: Drug Screening:** Compounds are tested using AI and computational tools.
- **Step 3: Eco-Friendly Synthesis:** Green chemistry methods reduce toxic solvents.
- **Step 4: Clinical Testing:** Drug safety and effectiveness are evaluated.
- **Step 5: Large Scale Manufacturing:** Efficient and low-waste production methods are used.
- **Step 6: Safe Disposal:** Unused medicines and waste are treated properly.

## 4.2 Vaccine Innovation

Recent progress includes:

- mRNA vaccines
- Rapid pandemic vaccine design
- Needle-free vaccines
- Thermostable vaccines for rural areas

Vaccine innovation has transformed disease prevention by making vaccines faster, safer, and more effective. Modern technologies now allow rapid development against emerging infections and long-term protection.

### Key Innovations:

#### 1. mRNA Vaccines

Use genetic instructions to help the body produce harmless proteins and build immunity quickly.

#### 2. Viral Vector Vaccines

Use modified viruses to deliver antigens and stimulate strong immune response.

#### 3. Protein Subunit Vaccines

Contain specific pathogen proteins, offering high safety with fewer side effects.

#### 4. Needle-Free Vaccines

Nasal sprays, oral vaccines, and patches improve comfort and accessibility.

#### 5. Personalized Vaccines

Cancer vaccines can be designed according to a patient's tumor markers.

### Benefits:

- Rapid pandemic response
- Lower disease spread
- Reduced mortality
- Better global public health

## 4.3 Affordable Healthcare Systems

Pharmaceutical sciences support:

- Generic medicines
- Low-cost diagnostics

- Telemedicine support
- Personalized treatment

Affordable healthcare systems aim to provide quality medical services, medicines, and diagnostics at low cost so that all people can access treatment regardless of income.

### **Key Elements:**

#### **1. Generic Medicines**

Low-cost alternatives to branded drugs reduce treatment expenses while maintaining quality.

#### **2. Preventive Healthcare**

Vaccination, early diagnosis, and health awareness lower disease burden and hospital costs.

#### **3. Digital Health Services**

Telemedicine, online consultation, and e-prescriptions improve access in rural and remote areas.

#### **4. Local Manufacturing**

Domestic production of medicines, vaccines, and medical devices reduces import costs.

#### **5. Insurance and Public Schemes**

Government health programs help poor and middle-class families manage medical expenses.

### **Benefits:**

- Better public health
- Reduced financial burden
- Equal treatment access
- Lower mortality rates

### **5. Integration of the Three Sciences**

Modern sustainability solutions require combined approaches.

#### **Examples:**

- **Chemical + Biological:** Biocatalysts for green manufacturing.
- **Biological + Pharmaceutical:** Vaccines and gene therapy.
- **Chemical + Pharmaceutical:** Controlled release tablets and clean synthesis.
- **All Three Together:** Nanomedicine and biosensors.

The integration of chemical, biological, and pharmaceutical sciences creates powerful interdisciplinary solutions for modern problems. Combining these fields improves healthcare, industrial efficiency, agriculture, and environmental sustainability.

#### **5.1 Chemical + Biological Sciences**

Chemistry helps understand biomolecules, enzymes, and metabolic reactions, while biology provides knowledge of living systems. Together they support biotechnology, fermentation, and biofuel production.

## **5.2 Chemical + Pharmaceutical Sciences**

Chemistry is essential for drug synthesis, formulation development, and quality control. It helps produce safe, stable, and effective medicines.

## **5.3 Biological + Pharmaceutical Sciences**

Biology identifies disease mechanisms, genes, and targets, while pharmaceutical science converts this knowledge into vaccines, biologics, and therapies.

## **5.4 Combined Application of All Three**

All three sciences work together in nanomedicine, personalized medicine, biosensors, gene therapy, and modern vaccine development.

## **5.5 Major Benefits**

- Faster innovation
- Better treatment methods
- Eco-friendly industrial processes
- Improved diagnostics
- Advanced healthcare systems

## **Conclusion**

The integration of these three sciences is driving next-generation technologies and creating smarter solutions for global challenges.

## **6. Step-by-Step Industrial Procedure for Sustainable Development**

### **Procedure:**

- **Step 1: Resource Assessment:** Study raw materials, energy use, water consumption, and waste generation.
- **Step 2: Technology Selection:** Choose green chemistry, biotech, or clean pharma methods.
- **Step 3: Process Optimization:** Use AI and automation for efficiency.
- **Step 4: Pollution Control:** Install wastewater and emission treatment systems.
- **Step 5: Product Development:** Design eco-friendly and high-quality products.
- **Step 6: Quality and Safety Testing:** Ensure regulatory compliance.
- **Step 7: Recycling and Reuse:** Recover solvents, water, and by-products.
- **Step 8: Continuous Improvement:** Monitor performance and upgrade systems.

## **7. Applications in Society**

Chemical, biological, and pharmaceutical sciences have a direct impact on society by improving health, environment, agriculture, energy, and industrial development.

### **7.1. Healthcare and Medicine**

These sciences help develop medicines, vaccines, diagnostic kits, and advanced treatments for diseases such as cancer, diabetes, and infections. This improves life expectancy and public health.

### **7.2. Agriculture and Food Security**

Biotechnology provides high-yield crops, biofertilizers, and pest-resistant plants. Food preservation chemicals and biological methods help reduce food loss.

### **7.3. Environmental Protection**

Chemical and biological technologies are used in wastewater treatment, air pollution control, waste recycling, and biodegradable materials, leading to a cleaner environment.

### **7.4. Energy Production**

They support renewable energy sources such as biofuels, hydrogen fuel, batteries, and solar materials, reducing dependence on fossil fuels.

### **7.5. Industrial Growth**

Chemical industries produce plastics, fertilizers, paints, detergents, cosmetics, and construction materials, creating employment and economic growth.

### **7.6. Public Hygiene and Sanitation**

Disinfectants, sanitizers, clean water treatment chemicals, and healthcare products improve sanitation and disease prevention.

### **7.7. Cosmetics and Personal Care**

Pharmaceutical and chemical sciences help develop safe skincare products, shampoos, sunscreens, and herbal cosmetics.

## **Conclusion**

These sciences play a vital role in daily life by improving living standards, supporting sustainable development, and solving major social challenges.

## **8. Challenges**

- High initial investment
- Need for skilled manpower
- Regulatory approvals
- Public awareness limitations
- Scale-up problems
- Research funding gaps
- Chemical, biological, and pharmaceutical sciences face several challenges despite rapid progress. These issues affect research, production, safety, and public benefits.

### **8.1 High Research and Development Cost**

Advanced laboratories, instruments, clinical trials, and skilled manpower require large investment, making innovation expensive.

### **8.2 Regulatory Approval Process**

New drugs, chemicals, and biotech products must pass strict safety and quality regulations, which can take many years.

### **8.3 Scale-Up Difficulties**

Many successful laboratory processes fail at industrial scale due to cost, efficiency, or technical limitations.

### **8.4 Safety and Toxicity Concerns**

Nanomaterials, chemicals, and biological products must be tested carefully to avoid Ethical Issues

Gene editing, stem cell research, and AI-based healthcare raise ethical and privacy concerns.

### **8.6 Antibiotic Resistance and Disease Mutation**

Microorganisms can develop resistance, reducing the effectiveness of existing medicines.

### **8.7 Skilled Workforce Requirement**

Modern industries need trained scientists, engineers, and technicians, but skill shortages remain in many regions.

### **8.8 Environmental Impact**

Improper disposal of chemicals, pharmaceutical waste, and industrial emissions can cause pollution.

### **Conclusion**

Overcoming these challenges requires strong research funding, regulations, innovation, education, and global cooperation.

### **9. Future Scope**

- Carbon-neutral chemical plants
- Personalized medicine for all
- AI-based research laboratories
- Lab-grown organs
- Circular economy industries
- Sustainable food biotechnology
- Green hydrogen economy

The future scope of chemical, biological, and pharmaceutical sciences is very broad and highly promising. These fields will continue to solve global challenges related to health, environment, food, and energy through advanced technologies.

### **9.1. Green and Sustainable Industries**

Future industries will use eco-friendly raw materials, low-energy processes, and zero-waste production systems to reduce pollution and conserve resources.

### **9.2. Personalized Medicine**

Treatments will be designed according to a patient's genetic profile, improving effectiveness and reducing side effects.

### **9.3. AI-Based Research and Automation**

Artificial intelligence will speed up drug discovery, process optimization, and laboratory research with better accuracy.

### **9.4. Advanced Drug Delivery Systems**

Nanoparticles, smart patches, and controlled-release medicines will improve targeted treatment and patient comfort.

### **9.5. Gene Editing and Biotechnology**

Technologies like CRISPR will help treat genetic diseases, improve crops, and produce valuable bio-products.

### **9.6. Renewable Energy Solutions**

Chemical sciences will support hydrogen fuel, advanced batteries, solar materials, and biofuels for clean energy.

### **9.7. Regenerative Medicine**

Stem cells and tissue engineering may enable organ repair and artificial organ development.

### **9.8. Smart Diagnostics**

Portable biosensors and wearable devices will allow early disease detection and continuous health monitoring.

## **Conclusion**

Recent progress in chemical, biological, and pharmaceutical sciences is strongly supporting sustainable development. Green chemistry is reducing environmental impact, biological sciences are improving agriculture and ecosystems, and pharmaceutical sciences are enhancing healthcare access. When combined with digital tools, AI, and responsible policies, these fields can create a healthier society, cleaner environment, and stronger economy. Continued innovation and investment are essential for a sustainable future.

## **References**

1. Alberts, B., Johnson, A., Lewis, J., Morgan, D., Raff, M., Roberts, K., & Walter, P. (2014). *Molecular biology of the cell* (6th ed.). Garland Science.
2. Anastas, P. T., & Warner, J. C. (1998). *Green chemistry: Theory and practice*. Oxford University Press.

3. Atkins, P., & de Paula, J. (2014). *Atkins' physical chemistry* (10th ed.). Oxford University Press.
4. Bawa, R., Audette, G. F., & Rubinstein, I. (Eds.). (2016). *Handbook of clinical nanomedicine: Law, business, regulation, safety and risk* (Vol. 1). Pan Stanford Publishing.
5. Dhingra, N., & Dieppe, P. (2020). *Sustainable health: The role of the World Health Organization*. WHO Press. [Relevant to WHO Sustainable Health Reports].
6. Hughes, J. P., Rees, S., Kalindjian, S. B., & Philpott, K. L. (2011). Principles of early drug discovery. *British Journal of Pharmacology*, 162(6), 1239–1249.
7. Jimenez-Gonzalez, C., & Constable, D. J. (2011). *Green chemistry and engineering: A practical design approach*. Wiley.
8. Park, K. (2014). Controlled drug delivery systems: Past forward and future back. *Journal of Controlled Release*, 190, 3–8.
9. Rang, H. P., Ritter, J. M., Flower, R. J., & Henderson, G. (2019). *Rang & Dale's pharmacology* (9th ed.). Elsevier.
10. Rittmann, B. E., & McCarty, P. L. (2001). *Environmental biotechnology: Principles and applications*. McGraw-Hill Education.
11. Schmidt, M. (2010). Xenobiology: A new form of life as the ultimate biosafety tool. *BioEssays*, 32(4), 322–331.
12. Smetana, S., Zokaityte, E., & Bartkiene, E. (2021). The role of biotechnology in sustainable food systems. *Current Opinion in Biotechnology*, 70, 1–8.
13. Turner, N. J. (2013). Directed evolution of enzymes as biocatalysts for organic synthesis. *Chemical Reviews*, 113(3), 1922–1940.
14. Uchechi, O., Ogbonna, J. D., & Attama, A. A. (2014). Nanoparticles for dermal and transdermal drug delivery. *IntechOpen*. [
15. Voulvoulis, N., & Burgman, M. A. (2019). The environmental fate of pharmaceuticals. *International Journal of Environmental Science*, 4, 1–12.
16. Waring, M. J., Arrowsmith, J., Leach, A. R., Leeson, P. D., Mandrell, S., Nosengo, N., Paige, J. R., Strickland, M. N., & Wilderspin, A. F. (2015). An analysis of the attrition of drug candidates from 2008 to 2012. *Nature Reviews Drug Discovery*, 14(7), 475–486.

## **FUTURE DIRECTIONS AND INTERDISCIPLINARY SYNERGIES IN CHEMICAL, BIOLOGICAL, AND PHARMACEUTICAL SCIENCES**

**Afifa Haider Gazge**

Department of Chemical Engineering,

Dr. Babasaheb Ambedkar Technological University, Lonere, Maharashtra, India

Corresponding author E-mail: [afifa7195@gmail.com](mailto:afifa7195@gmail.com)

### **Abstract**

Chemical, biological, and pharmaceutical sciences are entering a new era driven by sustainability, precision technologies, artificial intelligence, biotechnology, and interdisciplinary innovation. Future developments in these fields will significantly influence healthcare, industrial production, agriculture, environmental management, and global economic growth. Chemical sciences are moving toward green manufacturing, advanced materials, hydrogen energy, and circular economy systems. Biological sciences are progressing toward gene editing, synthetic biology, regenerative medicine, Micro biome science, and bioinformatics. Pharmaceutical sciences are advancing through personalized medicine, smart drug delivery, biologics, vaccine innovation, and AI-assisted drug discovery. The integration of these sciences will create faster, safer, cleaner, and more efficient solutions for global challenges. This report presents a deep overview of future directions, technologies, applications, challenges, and opportunities in chemical, biological, and pharmaceutical sciences.

**Keywords:** Green Chemistry, Biotechnology, Personalized Medicine, Nanotechnology, AI, Sustainable Development, Pharmaceutical Innovation, Future Science.

### **1. Introduction**

Modern civilization is fundamentally anchored by the continuous evolution of science and technology. Among all intellectual domains, the triad of chemical, biological, and pharmaceutical sciences stands as the most critical pillar for human survival, industrial productivity, and environmental sustainability. Historically, these disciplines functioned as independent silos—chemistry focused on the synthesis of matter, biology on the mechanisms of life, and pharmacy on the delivery of healing agents. However, the future of scientific progress now depends on their deep integration. Chemistry provides the molecular foundation and industrial frameworks; biology offers a profound understanding of genetic blueprints and living systems; and pharmaceutical science bridges the gap by translating these insights into life-saving therapies. As we look toward the year 2050, this integration is being accelerated by a suite of transformative technologies, including Artificial Intelligence (AI), robotics, nanotechnology, and sustainable engineering. This review explores the impending shifts in these fields and how their synergy will redefine the global landscape.

## **2. Future Directions in Chemical Sciences**

### **2.1 Green and Sustainable Chemistry**

The chemical industry is undergoing a paradigm shift toward "benign-by-design" methodologies. Future production systems will prioritize renewable feedstocks, such as lignocellulosic biomass, to replace petroleum-based precursors. Innovation is moving toward solvent-free synthesis and highly selective catalytic processes that minimize byproduct formation. The ultimate goal is the realization of carbon-neutral production plants that utilize renewable energy to drive chemical transformations, ensuring that chemicals are inherently biodegradable.

### **2.2 Circular Economy in the Chemical Industry**

The traditional linear model is being replaced by a circular framework where waste is rebranded as a secondary raw material. Advanced chemical recycling is now capable of breaking down complex plastic waste into original monomers. Furthermore, Carbon Capture and Utilization (CCU) technologies are turning  $\text{CO}_2$  into a valuable building block for methanol and polymers. By recovering resources from agricultural runoff and wastewater, the industry lowers costs while drastically reducing environmental pollution.

### **2.3 Hydrogen and Clean Energy Chemistry**

Chemistry is the linchpin of the transition to a low-carbon energy economy. Future research is heavily focused on green hydrogen production via high-efficiency water electrolysis. To facilitate the "hydrogen economy," scientists are developing advanced ammonia-based carriers for safer transport and high-density solid-state batteries for electric vehicles. These innovations support a global transition from fossil fuels to renewable energy systems.

### **2.4 Advanced Materials and Nanotechnology**

The frontier of material science lies in "smart" and "active" matter. Nanotechnology enables the creation of materials with tailored properties at the atomic scale, such as self-healing coatings that repair structural cracks and shape-memory alloys for medical devices. Graphene and other 2D materials are set to revolutionize electronics, while nano-catalysts provide unprecedented surface areas for industrial reactions.

## **3. Future Directions in Biological Sciences**

### **3.1 Genomics and Precision Biology**

As the cost of DNA sequencing continues to plummet, biology is transforming into a data-driven precision science. Future applications include early disease detection and personalized nutrition, where diets are tailored to an individual's genetic metabolic profile. In agriculture, precision biology is used to optimize crop yields by understanding the specific interactions between plants and soil microbiomes.

### **3.2 Gene Editing Technologies**

The maturation of CRISPR-Cas9 and its successors offers the potential to "write" the code of life with surgical precision. These tools are being refined to correct inherited disorders and engineer

virus resistance in crops. While the potential for curing cancer and genetic diseases is vast, the power of these tools necessitates a robust global ethical framework and strong regulation to prevent biological misuse.

### **3.3 Synthetic Biology**

Synthetic biology treats genetic sequences as "parts" to be engineered into living factories. Future engineered microbes will produce high-value biofuels, bioplastics, and medicines. Additionally, biological sensors are being designed to detect trace amounts of environmental pollutants, acting as a real-time monitoring system for the planet's health.

### **3.4 Regenerative Medicine**

Biological science is moving beyond symptom management toward true tissue repair. Stem cell therapies and 3D bioprinting—the layer-by-layer deposition of living cells—are moving closer to creating functional transplantable organs, such as kidneys and heart patches. This progress aims to eliminate organ transplant waiting lists and the risk of donor rejection.

### **3.5 Microbiome Science**

We are increasingly recognizing the role of beneficial microbes in human health. Future research will unlock therapies for gut health, obesity, and mental health support via the "gut-brain axis." Strengthening the immune system through targeted microbiome interventions will become a cornerstone of preventive medicine.

## **4. Future Directions in Pharmaceutical Sciences**

### **4.1 Personalized Medicine**

The era of "one-size-fits-all" medication is ending. Treatment will be tailored based on genetic profiles, specific biomarkers, and individual drug metabolism rates. This shift ensures better clinical results, fewer side effects, and more accurate dosing for every patient.

### **4.2 AI in Drug Discovery**

Artificial Intelligence is transforming medicine development by predicting the activity of millions of molecules in seconds. AI reduces trial failures by identifying potential side effects early and allows for the rapid repurposing of existing drugs. This advantage reduces the time required for drug development from years to mere months.

### **4.3 Smart Drug Delivery Systems**

The challenge of modern pharmacy is the targeted delivery of agents. Nanoparticles and liposomes are being engineered to release drugs only at specific body sites, such as tumor microenvironments. Microneedle patches and stimuli-responsive hydrogels offer painless, controlled-release alternatives to traditional injections.

### **4.4 Biopharmaceuticals**

Biological medicines, such as monoclonal antibodies and recombinant proteins, are dominating the pharmaceutical landscape. These therapies offer high specificity and are essential for treating complex chronic diseases. Cell and gene therapies represent the next generation of biopharmaceutical innovation.

#### **4.5 Vaccine Innovation**

The success of mRNA technology has paved the way for faster vaccine design. Future developments include universal flu vaccines, cancer vaccines designed to prime the immune system against tumors, and needle-free delivery systems to improve global access to healthcare.

#### **5. Integration of the Three Sciences**

The most significant breakthroughs occur at the intersections of these fields. Biocatalysis (Chemistry + Biology) uses enzymes for green reactions. Nanomedicine (All Three) uses chemical synthesis to create targeted pharmaceutical carriers for biological payloads. This interdisciplinary approach is essential for solving complex global challenges.

#### **6. Role of Artificial Intelligence and Digitalization**

AI acts as the "nervous system" of modern research. Digital twins—virtual replicas of chemical plants or human organs—allow for the simulation of complex processes before real-world implementation. Robotic systems in "Smart Labs" perform repetitive experiments with high precision, making scientific discovery faster, smarter, and more efficient.

#### **7. Industrial Applications**

<b>Sector</b>	<b>Future Applications</b>
<b>Healthcare</b>	Smart medicines, digital diagnostics, gene therapy
<b>Agriculture</b>	Bio-fertilizers, drought-resistant gene-edited crops
<b>Energy</b>	Green hydrogen, high-capacity batteries
<b>Environment</b>	Carbon capture, enzymatic waste recycling
<b>Food</b>	Precision fermentation, lab-grown meat
<b>Cosmetics</b>	Nano-based formulations, personalized skincare

#### **8. Challenges**

Despite the promise, several hurdles remain. Scientific challenges involve the complexity of diseases and nanomaterial safety. Economic barriers include high R&D costs and expensive clinical trials. Ethical issues surrounding gene editing and AI privacy require urgent attention, alongside Regulatory hurdles for approving advanced therapies.

#### **9. Opportunities for Developing Countries**

Developing nations can "leapfrog" traditional industrial stages by investing in local vaccine production and green chemical industries. Agro-biotechnology can secure food supplies, while a startup ecosystem in these sciences can generate skilled employment and drive economic growth. Bridging the "skill gap" through education is the primary challenge to utilizing these opportunities.

#### **10. Future Vision (2050 Outlook)**

By 2050, we envision a world of personalized treatment for every individual and zero-emission industrial plants. Carbon will be a recycled resource, and nanorobots will perform internal medical repairs. This vision, rooted in the integration of AI, biotechnology, and nanotechnology, promises a longer, healthier lifespan and a sustainable global economy.

## References

1. Anastas, P. T., & Eghbali, N. (2010). Green chemistry: Principles and practice. *Chemical Society Reviews*, 39(1), 301–312.
2. Doudna, J. A., & Charpentier, E. (2014). The new frontier of genome engineering with CRISPR-Cas9. *Science*, 346(6213), 1258096.
3. Topol, E. J. (2019). High-performance medicine: The convergence of human and artificial intelligence. *Nature Medicine*, 25(1), 44–56.
4. Langer, R. (1990). New methods of drug delivery. *Science*, 249(4976), 1527–1533.
5. Venter, J. C., Adams, M. D., Myers, E. W., Li, P. W., Mural, R. J., Sutton, R. J., Smith, H. O., & Yandell, M. (2001). The sequence of the human genome. *Science*, 291(5507), 1304–1351.
6. Kirchhoff, M. M. (2005). Promoting sustainability through green chemistry. *Resources, Conservation and Recycling*, 44(3), 237–243.
7. Atala, A., Kasper, R. L., & Mikos, A. G. (2012). Engineering complex tissues. *Science Translational Medicine*, 4(160), 160rv12.
8. Jumper, J., Evans, R., Pritzel, A., Green, T., Figurnov, M., Ronneberger, O., Tunyasuvunakool, K., Bates, R., Žídek, A., & Hassabis, D. (2021). Highly accurate protein structure prediction with AlphaFold. *Nature*, 596(7873), 583–589.
9. Jimenez-Lopez, C., Carpena, M., Lourenço-Lopes, C., Gullón, P., Prieto, M. A., & Simal-Gandara, J. (2020). Bioactive compounds from agricultural waste: A review. *Molecules*, 25(11), 2634.
10. Collins, F. S., & Varmus, H. (2015). A new initiative on precision medicine. *New England Journal of Medicine*, 372(9), 793–795.
11. Ghose, A. K., Viswanadhan, V. N., & Wendoloski, J. J. (1999). A knowledge-based approach in designing combinatorial libraries for drug discovery. *Journal of Combinatorial Chemistry*, 1(1), 55–68.
12. Schmidt, M. (2010). Xenobiology: A new form of life as the ultimate biosafety tool. *BioEssays*, 32(4), 322–331.
13. Turner, N. J. (2013). Directed evolution of enzymes as biocatalysts for organic synthesis. *Chemical Reviews*, 113(3), 1922–1940.
14. Miorandi, D., Sicari, S., De Pellegrini, F., & Chlamtac, I. (2012). Internet of things: Vision, applications and research challenges. *Ad Hoc Networks*, 10(7), 1497–1516.
15. National Academy of Sciences, Engineering, and Medicine. (2019). *Reproducibility and replicability in science*. The National Academies Press.

# Progressive Pathways in Science and Technology Research Volume I

(ISBN: 978-93-47587-42-9)

## About Editors



Dr. Yogita Rahul Shelke is an Assistant Professor in the Department of Chemistry at MVP's K.K. Wagh Arts, Commerce and Science College, Pimpalgaon (B), Niphad, Nashik. She completed her M.Sc. in Organic Chemistry from K.T.H.M. College, Nashik, and qualified SET in 2013. She earned her Ph.D. from Savitribai Phule Pune University in 2024 under the guidance of Prof. V.D. Bobade and Prof. A.V. Borhade. She has over 13 years of teaching experience at the postgraduate level and one year as a lecturer. Her research specialization includes catalysis, material science, and organic synthesis. She has published six research papers in reputed international journals and participated in 17 seminars, conferences, and workshops. Her work focuses on green synthesis, nanocatalysts, and environmentally sustainable chemical processes in advanced research applications.



Dr. Dinesh Daujirao Wanule is an Assistant Professor in Zoology at B. K. Birla College (Autonomous), Kalyan. He holds a Master's in Zoology (Entomology) and a Ph.D. from SRTM University, Nanded, with research on insects as antimicrobial sources. He also earned a PG diploma in Bionanotechnology from the University of Mumbai. With nearly 20 years of teaching and research experience, he has contributed to entomology, animal husbandry, and sustainable development. He has published 27 research papers, holds 14 patents, and authored multiple book chapters. He is a recognized postgraduate teacher by the University of Mumbai and a recipient of the UGC Rajiv Gandhi National Fellowship. He received the Global Eminent Research Award (2023) and Best Researcher Award (2025).



Dr. Narendra A. Manwar is a researcher specializing in molecular biology, genetics, ecology, reproductive biology, and biodiversity. He holds a Ph.D. from Sant Gadge Baba Amravati University, Amravati, and serves as an Assistant Professor in Zoology at B. B. Arts, N. B. Commerce and B. P. Science College, Digras, Dist. Yavatmal, Maharashtra. With over 14 years of research experience and 11 years of teaching, he has contributed significantly to biodiversity and ecological studies. He is a recognized Ph.D. guide at Sant Gadge Baba Amravati University. Dr. Manwar has published 32 research papers in reputed peer-reviewed national and international journals and has participated in more than 20 conferences. He is also the author of six books, reflecting his strong academic and research contributions.



Dr. P. Santharaman is an Associate Professor and researcher specializing in electrochemical biosensors and nanomaterial-based sensing systems. He earned his Ph.D. in Chemistry from Madurai Kamaraj University, with expertise in immunosensors and biomarker detection. He has published several research articles in reputed journals and contributed to books, book chapters, and edited volumes. His research primarily focuses on biosensors for oxidative stress markers, nanomaterial functionalization, and biofuel cell applications. With over 10 years of teaching and research experience, he has worked across chemistry and interdisciplinary domains. He is actively engaged in guiding students and promoting innovative research practices. He has been honored with the Excellence in Teaching Award (2026) in recognition of his significant academic contributions and commitment to quality education and scientific advancement.

